

**ANNUAL STATEMENT FOR THE YEAR ENDED DECEMBER 31, 2018  
OF THE CONDITIONS AND AFFAIRS OF  
MEDFORD RETIREMENT SYSTEM**

**Organized under the Laws of the Commonwealth of Massachusetts to the  
PUBLIC EMPLOYEE RETIREMENT ADMINISTRATION COMMISSION**

Date of Certificate: 07/01/1946      Effective Date: 07/01/1946

**Administration Office**

Medford City Hall Room 215

Medford, MA 02155

Telephone Number(781) 393-2521


We, the undersigned, members of the Board of Retirement of MEDFORD RETIREMENT SYSTEM certify under the penalties of perjury, that we are the official board members of said retirement system, and that assets were the absolute property of said retirement systems, free and clear from any liens or claims thereon, except as stated, and the following statements, with the schedules and explanations therein contained, annexed, or referred to, are a full and correct exhibit of all the assets, liabilities, income and disbursements, changes in fund balances and of the conditions and affairs of the said retirement system on the said thirty-first day of December last, and for the year ended on that date, according to the best of our information, knowledge and belief, respectively.

**BOARD OF RETIREMENT**

*Please Identify the  
Name of the Board  
Member who serves  
as Chairperson by  
Inserting the title  
next to his/her name.*

**Ex-Officio Member**


ALEESHA NUNLEY-BENJAMIN

  
(signature)

**Appointed Member**

Term Expires 01/23/2021


ROBERT MAIOCCO

  
(signature)

**Elected Member**

Term Expires 07/01/2020


PATRICK RIPLEY

  
(signature)

**Elected Member**

Term Expires 12/19/2020


RICK JORDAN \*

  
(signature)

**Member Appointed by Other Members**

Term Expires 01/27/2021

JAMES VIEIRA

  
(signature)

**INVESTMENT MANAGERS**

*Please compile/submit  
a complete list. Attach  
the list to this page.*

SEE ATTACHED LIST

Name

Address

Name

Address

Name

Address

**INVESTMENT CONSULTANT**

NEW ENGLAND PENSION

ONE MAIN STREET, CAMBRIDGE, MA 02142

CONSULTANTS

Address

**CUSTODIAN**

PEOPLE'S UNITED BANK

PUBLIC FUND SERVICES, P.O. BOX 1992, BOSTON,

Name

Address

| Managers                                     | Address                     | City        | State | Zip        |
|--|-----------------------------|-------------|-------|------------|
| Loomis Sayles                                | One Financial Center        | Boston      | MA    | 02111      |
| Pension Reserves Investment Management Board | 84 State Street Suite 250   | Boston      | MA    | 02109      |
| Rhumblin Advisers                            | 30 Rowes Wharf Suite 420    | Boston      | MA    | 02110-3326 |
| Israel Bonds                                 | 100 State Street            | Boston      | MA    | 02109      |
| Columbia                                     | 225 Franklin St             | Boston      | MA    | 02110      |
| Western Asset                                | 385 East Colorado Boulevard | Pasadena    | CA    | 91101      |
| Lazard                                       | P.O. Box 8514               | Boston      | MA    | 02266-8514 |
| William Blair                                | P.O. Box 8506               | Boston      | MA    | 02266-8506 |
| Standard Life                                | One Beacon St.              | Boston      | MA    | 02108      |
| City of London                               | 1125 Airport Road           | Coatesville | PA    | 19320      |
| Garcia Hamilton & Associates                 | 1401 McKinney Suite 1600    | Houston     | TX    | 77010      |

Annual Statement of the Medford Retirement Board for the Year Ended December 31, 2018.

**MEMBERSHIP FOR CURRENT YEAR**

**ACTIVE MEMBERS**

|   | Group 1   | Group 2 & 4 | TOTAL     |
|---|-----------|-------------|-----------|
| Active Membership, Dec. 31st, Previous Year   | 635       | 218         | 853       |
| Inactive Membership, Dec. 31st, Previous Year | 64        | -2          | 62        |
| Enrolled During Current Year                  | 70        | 20          | 90        |
| Transfers Between Groups                      | 0         | 0           | 0         |
| Reinstatements of Disabled Members            | 0         | 0           | 0         |
| <b>SUBTOTAL</b>                               | <b>70</b> | <b>20</b>   | <b>90</b> |
| Deduct:                                       |           |             |           |
| Death   | 0         | 0           | 0         |
| Withdrawals                                   | 34        | 0           | 34        |
| Retirements                                   | 17        | 13          | 30        |
| <b>SUBTOTAL</b>                               | <b>51</b> | <b>13</b>   | <b>64</b> |
| Active Membership, Dec. 31st, Current Year    | 681       | 221         | 902       |
| Inactive Membership, Dec. 31st, Current Year  | 37        | 2           | 39        |

**RETIRED MEMBERS, BENEFICIARIES & SURVIVORS**

|   |              |            |              |
|---|--------------|------------|--------------|
| Retired, Beneficiary and Survivor Membership, Dec. 31st, Previous Year              | 365          | 232        | 597          |
| Retirements During the Year   |              |            |              |
| Superannuation  | 18           | 10         | 28           |
| Ordinary Disability   | 0            | 0          | 0            |
| Accidental Disability   | 0            | 3          | 3            |
| Termination Retirement Allowance  | 0            | 0          | 0            |
| Beneficiary of Deceased Retiree   | 1            | 0          | 1            |
| Survivor Benefits from Active Membership  | 0            | 0          | 0            |
| <b>SUBTOTAL</b>   | <b>19</b>    | <b>13</b>  | <b>32</b>    |
| Deduct:   |              |            |              |
| Deaths of Retired Members   | 20           | 10         | 30           |
| Termination of Survivor Benefits  | 3            | 3          | 6            |
| Reinstatements of Disabled Pensions   | 0            | 0          | 0            |
| <b>SUBTOTAL</b>   | <b>23</b>    | <b>13</b>  | <b>36</b>    |
| <b>Retired Membership, Dec. 31st, Current Year</b>                                  |              |            |              |
| Superannuation  | 279          | 98         | 377          |
| Ordinary Disability   | 4            | 4          | 8            |
| Accidental Disability   | 28           | 78         | 106          |
| Termination   | 0            | 0          | 0            |
| Beneficiaries from Accidental Deaths  | 1            | 24         | 25           |
| Beneficiaries from Section 100  | 0            | 0          | 0            |
| Beneficiaries from Section 101  | 3            | 9          | 12           |
| Beneficiaries under Option C  | 33           | 12         | 45           |
| Option (D) Survivor Allowance   | 11           | 2          | 13           |
| Section 12B Survivor Allowance  | 2            | 5          | 7            |
| <b>Total Retired, Beneficiary and Survivor Membership, Dec. 31st, Current Year</b>  | <b>361</b>   | <b>232</b> | <b>593</b>   |
| <b>TOTAL MEMBERSHIP</b>   |              |            |              |
| <b>Active, Inactive, Retired, Beneficiary and Survivor, Dec. 31st, Current Year</b> | <b>1,079</b> | <b>455</b> | <b>1,534</b> |

**Annual Statement of the MEDFORD RETIREMENT SYSTEM  
for the year ended December 31,2018  
ANNUAL STATEMENT BALANCE TESTS**

|   |   |                       |
|---|---|-----------------------|
| <b>1. ASSET BALANCE</b>                 |   |                       |
| Assets Previous Year .....              |   | <b>193,861,483.85</b> |
| Income Current Year .....               |   | <b>12,950,191.11</b>  |
| Disbursements Current Year .....        |   | <b>22,799,654.13</b>  |
| Assets Current Year .....               |   | <b>184,012,020.83</b> |
| <b>2. ASSET DIFFERENCE</b>              |   |                       |
| Assets Current Year .....               |   | <b>184,012,020.83</b> |
| Assets Previous Year .....              |   | <b>193,861,483.85</b> |
| Difference .....                        |   | <b>-9,849,463.02</b>  |
| <b>3. INCOME DIFFERENCE</b>             |   |                       |
| Income Current Year .....               |   | <b>12,950,191.11</b>  |
| Disbursements Current Year .....        |   | <b>22,799,654.13</b>  |
| Difference .....                        |   | <b>-9,849,463.02</b>  |
| <b>4. FUND CHANGE DIFFERENCE</b>        | - Add interfund transfer credits and debits respectively to Income and Disbursement activities. |                       |
| Total Fund Change Credits Current Year. |   | <b>21,588,736.58</b>  |
| Total Fund Chage Debits Current Year... |   | <b>31,438,199.60</b>  |
| Difference .....                        |   | <b>-9,849,463.02</b>  |

**NOTE: THE SUMS OF TESTS 2,3, AND 4 SHOULD BE THE SAME.**

**Annual Statement of the MEDFORD RETIREMENT SYSTEM  
for the year ended December 31, 2018**

|                                 | <u>Balance December 31<br/>2017</u> | <u>Receipts</u>             | <u>Interfund<br/>Transfers</u> | <u>Disbursements</u>        | <u>Balance December 31<br/>2018</u> |
|---------------------------------|-------------------------------------|-----------------------------|--------------------------------|-----------------------------|-------------------------------------|
| Annuity Savings Fund            | 47,770,902.01                       | 5,045,652.70                | -4,625,387.99                  | 812,070.11                  | 47,379,096.61                       |
| Annuity Reserve Fund            | 14,247,136.46                       | 432,024.98                  | 4,624,996.47                   | 3,163,791.69                | 16,140,366.22                       |
| Special Military Service Cr Fnd | 4,850.27                            | 7.50                        | 0.00                           | 0.00                        | 4,857.77                            |
| Pension Fund                    | 2,275,409.06                        | 12,012,909.25               | 4,013,549.00                   | 17,111,784.92               | 1,190,082.39                        |
| Expense Fund                    | 0.00                                | 1,712,007.41                | 0.00                           | 1,712,007.41                | 0.00                                |
| Pension Reserve Fund            | 129,563,186.05                      | -6,252,410.73               | -4,013,157.48                  | 0.00                        | 119,297,617.84                      |
| <b>TOTAL ALL FUNDS:</b>         | <b><u>193,861,483.85</u></b>        | <b><u>12,950,191.11</u></b> | <b><u>0.00</u></b>             | <b><u>22,799,654.13</u></b> | <b><u>184,012,020.83</u></b>        |

**List Below all Transfers:**

|                    |                  |                       |              |               |                           |
|--------------------|------------------|-----------------------|--------------|---------------|---------------------------|
| Transfer from 3293 | Fund to the 3294 | Fund in the Amount of | 4,624,996.47 | on account of | RETIREEES 2018            |
| Transfer from 3293 | Fund to the 3297 | Fund in the Amount of | 391.52       | on account of | PRIOR YR INT NOT REFUNDED |
| Transfer from 3297 | Fund to the 3296 | Fund in the Amount of | 4,013,549.00 | on account of | FY19 APPROPRIATION TRF TO |
| Transfer from      | Fund to the      | Fund in the Amount of |              | on account of |                           |
| Transfer from      | Fund to the      | Fund in the Amount of |              | on account of |                           |
| Transfer from      | Fund to the      | Fund in the Amount of |              | on account of |                           |
| Transfer from      | Fund to the      | Fund in the Amount of |              | on account of |                           |
| Transfer from      | Fund to the      | Fund in the Amount of |              | on account of |                           |
| Transfer from      | Fund to the      | Fund in the Amount of |              | on account of |                           |
| Transfer from      | Fund to the      | Fund in the Amount of |              | on account of |                           |
| Transfer from      | Fund to the      | Fund in the Amount of |              | on account of |                           |
| Transfer from      | Fund to the      | Fund in the Amount of |              | on account of |                           |
| Transfer from      | Fund to the      | Fund in the Amount of |              | on account of |                           |
| Transfer from      | Fund to the      | Fund in the Amount of |              | on account of |                           |
| Transfer from      | Fund to the      | Fund in the Amount of |              | on account of |                           |

**Annual Statement of the MEDFORD RETIREMENT SYSTEM for  
the year ended December 31, 2018**

**Assets and Liabilities**

|  | <u>2018</u><br>End Balance | <u>2017</u><br>End Balance | <u>2016</u><br>End Balance |
|--|----------------------------|----------------------------|----------------------------|
| 1040 - 1049 Cash                                   | 7,484,870.53               | 3,656,452.60               | 3,472,522.43               |
| 1100 - Short Term Investments                      | 0.00                       | 0.00                       | 0.00                       |
| 1180 - Fixed Income Sec (book value)               | 20,551,116.49              | 19,176,822.55              | 20,178,527.11              |
| 1101 - Pooled Short Term Funds                     | 0.00                       | 0.00                       | 0.00                       |
| 1170 - Equities                                    | 2,170.85                   | 3,179.88                   | 6,341.30                   |
| 1172 - Pooled Domestic Equity Funds                | 37,508,797.58              | 42,667,458.01              | 30,668,340.71              |
| 1173 - Pooled International Equity Funds           | 27,879,087.60              | 32,521,663.84              | 25,186,241.80              |
| 1174 - Pooled Global Equity Funds                  | 9,098,206.98               | 10,602,937.90              | 0.00                       |
| 1181 - Pooled Domestic Fixed Income Funds          | 20,591,802.78              | 20,409,171.52              | 17,827,954.90              |
| 1182 - Pooled International Fixed Income Funds     | 0.00                       | 0.00                       | 0.00                       |
| 1183 - Pooled Global Fixed Income Funds            | 0.00                       | 0.00                       | 0.00                       |
| 1193 - Pooled Alternative Investments              | 14,515,648.56              | 12,383,482.61              | 11,273,903.19              |
| 1194 - Pooled Real Estate Funds                    | 14,266,491.18              | 13,580,983.65              | 12,525,163.37              |
| 1195 - Pooled Domestic Balanced Funds              | 0.00                       | 0.00                       | 0.00                       |
| 1196 - Pooled International Balanced Funds         | 22,093,693.55              | 15,178,145.74              | 31,999,842.85              |
| 1197 - Hedge Funds                                 | 9,977,178.00               | 25,438,276.40              | 26,808,174.33              |
| 1198 - PRIT Cash                                   | 0.00                       | 0.00                       | 0.00                       |
| 1199 - PRIT Fund                                   | 0.00                       | 0.00                       | 0.00                       |
| 1350 - Prepaid Expenses                            | 0.00                       | 0.00                       | 0.00                       |
| 1398 - Accounts Receivable (A)                     | 7,682.05                   | 156,753.78                 | 414,105.24                 |
| 1550 - Interest Due & Accrued Fixed Inc Sec Cur Yr | 98,898.01                  | 92,805.93                  | 102,836.58                 |
| 2020 - Accounts Payable (A)                        | -63,623.33                 | -2,006,650.56              | -4,523,776.12              |
| <b>Total</b>                                       | <b>184,012,020.83</b>      | <b>193,861,483.85</b>      | <b>175,940,177.69</b>      |
| <b>Funds :</b>                                     |                            |                            |                            |
| 3293 - Annuity Savings Fund                        | 47,379,096.61              | 47,770,902.01              | 47,978,609.48              |
| 3294 - Annuity Reserve Fund                        | 16,140,366.22              | 14,247,136.46              | 12,121,783.31              |
| 3295 - Special Military Service Cr Fnd             | 4,857.77                   | 4,850.27                   | 4,842.78                   |
| 3296 - Pension Fund                                | 1,190,082.39               | 2,275,409.06               | 3,051,230.95               |
| 3298 - Expense Fund                                | 0.00                       | 0.00                       | 0.00                       |
| 3297 - Pension Reserve Fund                        | 119,297,617.84             | 129,563,186.05             | 112,783,711.17             |
| <b>Total Assets at Market Value</b>                | <b>184,012,020.83</b>      | <b>193,861,483.85</b>      | <b>175,940,177.69</b>      |

(A) Detail for Accounts Receivable and Accounts Payable are to be placed on Schedule A

**Annual Statement of the MEDFORD RETIREMENT SYSTEM  
for the year ended December 31, 2018**

**RECEIPTS**

|   | <u>2018</u>          | <u>2017</u>          | <u>2016</u>          |
|---|----------------------|----------------------|----------------------|
| <b>1. Annuity Savings Fund :</b>                  |                      |                      |                      |
| (a) 4891 - Members Deductions                     | 4,105,261.47         | 3,904,282.14         | 3,882,849.94         |
| (b) 4892 - Transfers From Other                   | 795,228.15           | 616,726.53           | 733,237.06           |
| (c) 4893 - Make Up and Redeposit Payments         | 94,191.09            | 56,024.84            | 45,196.87            |
| (d) 4900 - Member Payments from Rollovers         | 0.00                 | 0.00                 | 0.00                 |
| (e) Investment Income Cr to Members A/C           | 50,971.99            | 45,326.15            | 51,980.00            |
| <b>Subtotal</b>                                   | <b>5,045,652.70</b>  | <b>4,622,359.66</b>  | <b>4,713,263.87</b>  |
| <b>2. Annuity Reserve Fund :</b>                  |                      |                      |                      |
| (a) 4750 - Recovery of Annuity from Reinstatement | 0.00                 | 0.00                 | 0.00                 |
| (b) Investment Income Cr to Annuity Res Fd        | 432,024.98           | 376,856.41           | 356,451.80           |
| <b>Subtotal</b>                                   | <b>432,024.98</b>    | <b>376,856.41</b>    | <b>356,451.80</b>    |
| <b>3. Pension Fund :</b>                          |                      |                      |                      |
| (a) 4898 - 3(8) (c) Reimburse from Other Sys      | 295,267.21           | 205,667.59           | 155,913.23           |
| (b) 4899 - Rec'd from State for COLA & Surviv     | 140,301.55           | 175,414.47           | 318,454.64           |
| (c) 4894 - Pension Fund Appropriation             | 11,560,340.49        | 11,174,783.48        | 11,000,011.83        |
| (d) 4840 - Workers' Compensation Settlements      | 17,000.00            | 0.00                 | 5,000.00             |
| (e) 4751 - Recovery of Pension from Reinstatement | 0.00                 | 0.00                 | 0.00                 |
| (f) 4841 - Recovery of 91A Overearnings           | 0.00                 | 0.00                 | 0.00                 |
| <b>Subtotal</b>                                   | <b>12,012,909.25</b> | <b>11,555,865.54</b> | <b>11,479,379.70</b> |
| <b>4. Military Service Fund :</b>                 |                      |                      |                      |
| (a) 4880 - Contributions Rec (for Military Serv)  | 0.00                 | 0.00                 | 0.00                 |
| (a) 4890 - Contributions Rec (for Military Serv)  | 0.00                 | 0.00                 | 0.00                 |
| (b) Invest Income Credited                        | 7.50                 | 7.49                 | 7.48                 |
| <b>Subtotal</b>                                   | <b>7.50</b>          | <b>7.49</b>          | <b>7.48</b>          |
| <b>5. Expense Fund :</b>                          |                      |                      |                      |
| (a) 4896 - Expense Fund Appropriation             | 0.00                 | 0.00                 | 0.00                 |
| (b) Investment Income Cr to Expense Fund          | 1,712,007.41         | 1,820,485.87         | 1,238,517.94         |
| <b>Subtotal</b>                                   | <b>1,712,007.41</b>  | <b>1,820,485.87</b>  | <b>1,238,517.94</b>  |
| <b>6. Pension Reserve Fund :</b>                  |                      |                      |                      |
| (a) 4897 - Federal Grant Reimbursement            | 18,983.21            | 17,265.60            | 39,284.47            |
| (b) 4895 - Pension Reserve Appropriation          | 0.00                 | 0.00                 | 0.00                 |
| (c) 4822 - Interest not Refunded:                 | 0.00                 | 0.00                 | 0.00                 |
| (d) 4825 - Misc. Income                           | 7,461.59             | 0.00                 | 27.03                |
| (e) Excess Investment Income                      | -6,278,855.53        | 20,764,363.05        | 7,477,974.71         |
| <b>Subtotal</b>                                   | <b>-6,252,410.73</b> | <b>20,781,628.65</b> | <b>7,517,286.21</b>  |
| <b>TOTAL RECEIPTS</b>                             | <b>12,950,191.11</b> | <b>39,157,203.62</b> | <b>25,304,907.00</b> |

**Annual Statement of the MEDFORD RETIREMENT SYSTEM  
for the year ended December 31, 2018**

**Disbursements**

|  | <u>2018</u>          | <u>2017</u>          | <u>2016</u>          |
|--|----------------------|----------------------|----------------------|
| <b>1. Annuity Savings Fund :</b>   |                      |                      |                      |
| (a) 5757 - Refunds To Members  | 124,045.56           | 97,454.35            | 221,512.22           |
| (b) 5756 - Transfers To Other Systems :                                  | 688,024.55           | 167,216.86           | 261,720.41           |
| <b>Subtotal</b>  | <b>812,070.11</b>    | <b>264,671.21</b>    | <b>483,232.63</b>    |
| <b>2. Annuity Reserve Fund :</b>   |                      |                      |                      |
| (a) 5750 - Annuities Paid  | 3,131,873.81         | 2,805,503.95         | 2,535,518.14         |
| (b) 5759 - Option B Refunds  | 31,917.88            | 0.00                 | 64,564.18            |
| <b>Subtotal</b>  | <b>3,163,791.69</b>  | <b>2,805,503.95</b>  | <b>2,600,082.32</b>  |
| <b>3. Pension Fund :</b>   |                      |                      |                      |
| (a) 5751 - Pensions Paid   | 0.00                 | 0.00                 | 0.00                 |
| Regular Pension Payments   | 9,725,173.55         | 9,146,891.43         | 8,745,514.54         |
| Survivorship Payments  | 941,831.81           | 901,437.57           | 887,371.52           |
| Ordinary Disability Payments   | 223,428.24           | 240,347.92           | 204,123.72           |
| Accidental Disability Payments   | 4,507,640.86         | 4,257,255.18         | 3,925,381.23         |
| Accidental Death Payments  | 914,012.86           | 961,607.95           | 1,037,921.72         |
| Section 101 Benefits   | 154,074.29           | 147,467.22           | 153,758.02           |
| (b) 5755 - 3 (8) (c) Reimb To Other Sys                                  | 529,574.63           | 576,902.19           | 385,300.70           |
| (c) 5752 - COLA's Paid   | 116,048.68           | 113,326.97           | 113,526.28           |
| (d) 5753 - Chapter 389 Ben Increase Pd                                   | 0.00                 | 0.00                 | 0.00                 |
| <b>Subtotal</b>  | <b>17,111,784.92</b> | <b>16,345,236.43</b> | <b>15,452,897.73</b> |
| <b>4. Military Service Fund :</b>  |                      |                      |                      |
| (a) 4890 - Return to Municipality for Members who<br>withdrew their fund | 0.00                 | 0.00                 | 0.00                 |
| <b>Subtotal</b>  | <b>0.00</b>          | <b>0.00</b>          | <b>0.00</b>          |
| <b>5. Expense Fund :</b>   |                      |                      |                      |
| (a) 5118 Board Member Stipend  | 25,200.00            | 24,825.00            | 25,075.00            |
| (b) 5119 - Salaries  | 205,007.79           | 183,784.02           | 192,236.15           |
| (c) 5304 - Management Fees   | 1,222,681.18         | 1,343,890.76         | 784,634.79           |
| (d) 5305 - Custodial Fees  | 42,537.69            | 85,858.46            | 75,631.58            |
| (e) 5307 - Investment Consultant Fees                                    | 70,997.32            | 69,537.04            | 68,106.80            |
| (f) 5308 - Legal Expenses  | 14,546.47            | 31,639.80            | 12,283.00            |
| (g) 5309 - Medical Expenses  | 0.00                 | 0.00                 | 0.00                 |
| (h) 5310 - Fiduciary Insurance   | 12,564.00            | 12,291.00            | 12,119.00            |
| (i) 5311- Service Contracts  | 57,946.13            | 0.00                 | 0.00                 |
| (j) 5312 - Rent Expense  | 0.00                 | 0.00                 | 0.00                 |
| (k) 5315 - Professional Services   | 0.00                 | 0.00                 | 0.00                 |
| (l) 5316 - Actuarial Services  | 11,500.00            | 1,000.00             | 10,750.00            |
| (m) 5317 - Accounting Services   | 9,000.00             | 15,000.00            | 7,500.00             |
| (n) 5320 - Education and Training  | 3,872.00             | 8,691.49             | 10,469.80            |
| (o) 5589 - Administrative Expenses                                       | 30,672.15            | 43,450.91            | 39,711.82            |
| (p) 5599 - Furniture and Equipment                                       | 0.00                 | 0.00                 | 0.00                 |
| (q) 5719 - Travel  | 5,482.68             | 517.39               | 0.00                 |
| (r) 5829 - Depreciation expense: Building                                | 0.00                 | 0.00                 | 0.00                 |
| <b>Subtotal</b>  | <b>1,712,007.41</b>  | <b>1,820,485.87</b>  | <b>1,238,517.94</b>  |
| <b>Total Disbursements:</b>  | <b>22,799,654.13</b> | <b>21,235,897.46</b> | <b>19,774,730.62</b> |



**Annual Statement of the MEDFORD RETIREMENT SYSTEM  
for the year ended December 31, 2018**

**Investment Income**

|  | <u>2018</u><br><u>End Balance</u> | <u>2017</u><br><u>End Balance</u> | <u>2016</u>           |
|--|-----------------------------------|-----------------------------------|-----------------------|
| <b>Investment Income Received From :</b>           |                                   |                                   |                       |
| (a) Cash (from schedules 1)                        | 55,566.45                         | 47,321.02                         | 27,491.64             |
| (b) Short Term Investments (sch 2)                 | 234.34                            | 0.00                              | 0.00                  |
| (c) Fixed Inc Sec (from sch 3A and 3C)             | 639,802.92                        | 644,949.44                        | 619,803.60            |
| (d) Equities (from sch 4A and 4C)                  | 1,076.52                          | 297.12                            | 5,894.32              |
| (e) Pooled Funds (from Schedule 5)                 | 4,490,260.92                      | 2,844,036.29                      | 2,943,142.96          |
| (f) Commission Recapture                           | 0.00                              | 0.00                              | 0.00                  |
| <b>4821 - TOTAL INVESTMENT INCOME</b>              | <b>5,186,941.15</b>               | <b>3,536,603.87</b>               | <b>3,596,332.52</b>   |
| <b>Plus :</b>                                      |                                   |                                   |                       |
| 4884 - Realized Gains                              | 5,104,846.13                      | 8,254,698.09                      | 4,246,508.64          |
| 4886 - Unrealized Gains                            | 17,303,597.96                     | 19,271,457.34                     | 15,205,543.61         |
| 1550 - Interest Due & Accrued Fixed Inc Sec Cur Yr | 98,898.01                         | 92,805.93                         | 102,836.58            |
|  | <b>22,507,342.10</b>              | <b>27,618,961.36</b>              | <b>19,554,888.83</b>  |
| <b>Less :</b>                                      |                                   |                                   |                       |
| 4823 - Pd Accrued Int - Fixed Inc Securities       | -140,093.81                       | -129,304.31                       | -138,795.30           |
| 4885 - Realized Losses                             | -751,539.81                       | -466,793.59                       | -397,072.65           |
| 4887 - Unrealized Losses                           | -30,793,687.35                    | -7,449,591.78                     | -13,393,113.63        |
| 1550 - Inc Due & Accrued Prior Year                | -92,805.93                        | -102,836.58                       | -97,307.84            |
|  | <b>-31,778,126.90</b>             | <b>-8,148,526.26</b>              | <b>-14,026,289.42</b> |
| <b>NET INVESTMENT INCOME</b>                       | <b>-4,083,843.65</b>              | <b>23,007,038.97</b>              | <b>9,124,931.93</b>   |
| <b>Income Required :</b>                           |                                   |                                   |                       |
| Annuity Savings Fund (Supp Schedule)               | 50,971.99                         | 45,326.15                         | 51,980.00             |
| Annuity Reserve Fund                               | 432,024.98                        | 376,856.41                        | 356,451.80            |
| Expense Fund                                       | 1,712,007.41                      | 1,820,485.87                      | 1,238,517.94          |
| Special Military Service Cr Fnd                    | 7.50                              | 7.49                              | 7.48                  |
|  | <b>2,195,011.88</b>               | <b>2,242,675.92</b>               | <b>1,646,957.22</b>   |
| <b>TOTAL INCOME REQUIRED</b>                       | <b>2,195,011.88</b>               | <b>2,242,675.92</b>               | <b>1,646,957.22</b>   |
| Net Investment Income                              | <b>-4,083,843.65</b>              | <b>23,007,038.97</b>              | <b>9,124,931.93</b>   |
| Less : Income Required                             | <b>-2,195,011.88</b>              | <b>-2,242,675.92</b>              | <b>-1,646,957.22</b>  |
| <b>EXCESS INCOME TO THE PENSION RESERVE FUND</b>   | <b>-6,278,855.53</b>              | <b>20,764,363.05</b>              | <b>7,477,974.71</b>   |

**Annual Statement of the MEDFORD RETIREMENT SYSTEM  
for the year ended December 31, 2018**

**Schedule A**

**Detail of Accounts Receivable and Accounts Payable**

**Accounts Receivable**

|  |          |
|--|----------|
| 4891 - Members Deductions -                                  | 0.00     |
| 4892 -   | 0.00     |
| 4893 - Member Make Up Payments and Redeposits                | 0.00     |
| 4900 - Member Payments from Rollovers                        | 0.00     |
| 4898 - 3-(8)(c) Reimbursements From Other Systems            | 0.00     |
| 4899 - Received from Commonwealth for COLA and Survivor Bene | 0.00     |
| 4884 - Profit on Sale of Investments                         | 0.00     |
| 4894 - Pension Fund Appropriation - City                     | 0.00     |
| 4894 - Pension Fund Appropriation - SHA                      | 0.00     |
| 4880 - REFUND OF OVERPAYMENT -                               | 0.00     |
| 4897 - Federal Grant Reimbursement                           | 7,217.60 |
| 4895 - Pension Reserve Appropriation                         | 0.00     |

**Investments Sold but funds not received (list individually)**

|                                |                 |
|--------------------------------|-----------------|
| 4901 - Receipt of Overpayments | 464.45          |
| 4902 -                         | 0.00            |
| 4903 -                         | 0.00            |
| 4904 -                         | 0.00            |
| 4905 -                         | 0.00            |
| <b>Total Receivables</b>       | <b>7,682.05</b> |

**Accounts Payable**

|  |           |
|--|-----------|
| 5757 - Refunds to Members                                    | 0.00      |
| 5756 - Transfers to Other Systems                            | 0.00      |
| 5750 - Annuities Paid  | 0.00      |
| 5759 - Option B Refunds                                      | 0.00      |
| 5751 - Pensions Paid - Stale Checks                          | 12,445.50 |
| 5755 - 3(8)(c) Reimbursements To Other Systems               | 0.00      |
| 5752 - COLA's Paid   | 0.00      |
| 5753 - Chapter 389 Beneficiary Increase Paid                 | 0.00      |
| 4885 - Loss on Sale of Investments                           | 0.00      |
| 4890 - Return to Municipality For Members who withdrew funds | 0.00      |
| 5118 - Board Member Stipend                                  | 0.00      |
| 5119 - Salaries  | 0.00      |
| 5304 - Management Fees                                       | 44,162.63 |
| 5305 - Custodial Fees  | 6,441.50  |
| 5307 - Consultant Fees                                       | 0.00      |
| 5308 - Legal Expenses  | 440.00    |
| 5309 - Medical Expenses                                      | 0.00      |
| 5310 - Fiduciary Insurance                                   | 0.00      |
| 5311 - Service Contracts                                     | 0.00      |
| 5312 - Rent Expense  | 0.00      |
| 5315 - Professional Services                                 | 0.00      |
| 5320 - Education and Training                                | 0.00      |
| 5589 - Administrative Expenses                               | 133.70    |
| 5599 - Furniture and Equipment                               | 0.00      |
| 5719 - Travel Expense  | 0.00      |
| 5820 - Depreciation Expense Building                         | 0.00      |

**Investments Purchased but not paid for (list individually)**

|                          |                  |
|--------------------------|------------------|
| 5901 - See Attached List | 0.00             |
| 5902 -                   | 0.00             |
| 5903 -                   | 0.00             |
| 5904 -                   | 0.00             |
| <b>Total Payables</b>    | <b>63,623.33</b> |

**Annual Statement of the MEDFORD RETIREMENT SYSTEM  
for the year ended December 31, 2018  
Interest Posted to the Annuity Reserve Fund**

| <u>Month</u>    | <u>(Debits)<br/>Credits</u> | <u>Balance</u> | <u>Balance<br/>X .0025</u> |
|-----------------|-----------------------------|----------------|----------------------------|
| January 1st     | -----                       | 14247136.46    | 35617.84                   |
| January 31st    | -252745.37                  | 13994391.09    | 34985.98                   |
| February 28 th  | -223313.87                  | 13771077.22    | 34427.69                   |
| March 31st      | -192119.58                  | 13578957.64    | 33947.39                   |
| April 30 th     | -80008.41                   | 13498949.23    | 33747.37                   |
| May 31st        | 997869.56                   | 14496818.79    | 36242.05                   |
| June 30 th      | 163439.22                   | 14660258.01    | 36650.65                   |
| July 31st       | -43225.46                   | 14617032.55    | 36542.58                   |
| August 31st     | -267166.34                  | 14349866.21    | 35874.67                   |
| September 30 th | 748552.30                   | 15098418.51    | 37746.05                   |
| October 31st    | 255907.36                   | 15354325.87    | 38385.81                   |
| November 30th   | -211565.78                  | 15142760.09    | 37856.90                   |
|                 |                             |                | <b>432024.98</b>           |

## ANNUAL STATEMENT OF THE CITY OF MEDFORD RETIREMENT SYSTEM FOR THE YEAR ENDED DECEMBER 31, 2018

SCHEDULE 1  
CASH ACCOUNT ACTIVITY DURING YEAR

| <u>FUND</u>     | <u>CUSIP</u> | <u>SECURITY DESCRIPTION</u> | <u>BOOK VALUE<br/>AT END OF<br/>PREVIOUS YEAR</u> | <u>TOTAL<br/>DEPOSITS/WITHDRAWALS<br/>THIS YEAR</u> | <u>BOOK VALUE AT<br/>END OF YEAR</u> | <u>INCOME<br/>RECEIVED<br/>THIS YEAR</u> | <u>INCOME DUE<br/>AND ACCRUED<br/>AT YEAR END</u> |
|-----------------|--------------|-----------------------------|---|---|--------------------------------------|--|---|
| 646220          | 996115960    | EB TEMP INV FD              | 1,045,249.87                                      | 5,481,211.51  | 6,526,461.38                         | 32,654.39                                | 10,476.03   |
| 646243          | 996115960    | EB TEMP INV FD              | 2,320,050.92                                      | (2,320,050.92)                                      | 0.00                                 | 7,448.36                                 | 0.00  |
| 993171          | 996115960    | EB TEMP INV FD              | 0.00  | 337,323.54  | 337,323.54                           | 13,274.05                                | 1,889.01  |
|                 |              | BANK OF AMERICA             | 900.90  | (900.90)  | 0.00                                 | 0.00                                     | 0.00  |
|                 |              | EASTERN BANK                | 0   | 180.37  | 180.37                               | 1,307.04                                 | 0.00  |
|                 |              | CENTURY BANK                | 290,250.91  | 330,654.33  | 620,905.24                           | 882.61                                   | 0.00  |
|                 |              | PRIM CASH                   | 0.00  | 0.00  | 0.00                                 | 0.00                                     | 0.00  |
| SCHEDULE TOTALS |              |                             | 3,656,452.60                                      | 3,828,417.93  | 7,484,870.53                         | 55,566.45                                | 12,365.04   |

ANNUAL STATEMENT OF THE CITY OF MEDFORD RETIREMENT SYSTEM FOR THE YEAR ENDED DECEMBER 31, 2018

SCHEDULE 2A  
SHORT TERM SECURITIES OWNED AT END OF YEAR

| <u>FUND</u> | <u>CUSIP</u> | <u>SECURITY DESCRIPTION</u> | <u>RATE</u> | <u>MATURITY DATE</u> | <u>PAR VALUE</u> | <u>PRICE</u> | <u>MARKET VALUE AT END OF YEAR</u> | <u>CHANGE IN MARKET VALUE INCR/DECR</u> | <u>INTEREST RECEIVED DURING YEAR</u> | <u>INTEREST DUE AND ACCRUED AT YEAR END</u> |
|-------------|--------------|-----------------------------|-------------|----------------------|------------------|--------------|------------------------------------|---|--------------------------------------|---|
|-------------|--------------|-----------------------------|-------------|----------------------|------------------|--------------|------------------------------------|---|--------------------------------------|---|

## ANNUAL STATEMENT OF THE CITY OF MEDFORD RETIREMENT SYSTEM FOR THE YEAR ENDED DECEMBER 31, 2018

SCHEDULE 2B  
SHORT TERM SECURITIES PURCHASED DURING YEAR

| FUND            | CUSIP     | SECURITY DESCRIPTION         | RATE  | MATURITY |      | PAR VALUE   | TRADE    |                                   | COMM     | COST INCLUDING |                |
|-----------------|-----------|------------------------------|-------|----------|------|-------------|----------|-----------------------------------|----------|----------------|----------------|
|                 |           |                              |       | DATE     | DATE |             | DATE     | NAME OF BROKER                    |          | ACCRUED        | COMMISSION BUT |
|                 |           |                              |       |          |      |             |          |                                   | INT PAID | EXCLUDING INT  |                |
| 993171          | 313385G67 | FEDERAL HOME LN BK CONS DISC | 0.000 | 09/21/18 |      | 650,000.000 | 09/04/18 | WELLS FARGO SECURITIES, LLC, NEW  | 0.00     | 0.00           | 649,482.71     |
| 993171          | 313385WJ1 | FEDERAL HOME LN BK CONS DISC | 0.000 | 05/04/18 |      | 415,000.000 | 04/18/18 | INDUSTRIAL & COMMERCIAL BK OF CH  | 0.00     | 0.00           | 414,718.15     |
| 993171          | 313385XT8 | FEDERAL HOME LN BK CONS DISC | 0.000 | 06/06/18 |      | 780,000.000 | 05/31/18 | MERRILL LYNCH PIERCE FENNER SMI   | 0.00     | 0.00           | 779,930.24     |
| 993171          | 313385YA8 | FEDERAL HOME LN BK CONS DISC | 0.000 | 06/13/18 |      | 625,000.000 | 06/05/18 | INDUSTRIAL & COMM BK OF CHINA, NE | 0.00     | 0.00           | 624,835.42     |
| SCHEDULE TOTALS |           |                              |       |          |      |             |          |                                   | 0.00     | 0.00           | 2,468,966.52   |

ANNUAL STATEMENT OF THE CITY OF MEDFORD RETIREMENT SYSTEM FOR THE YEAR ENDED DECEMBER 31, 2018

SCHEDULE 2C  
SHORT TERM SECURITIES SOLD DURING YEAR

| <u>FUND</u>     | <u>CUSIP</u> | <u>SECURITY DESCRIPTION</u>  | <u>RATE</u> | <u>MATURITY DATE</u> | <u>PAR VALUE</u> | <u>TRADE DATE</u> | <u>NAME OF BROKER</u> | <u>COMM</u> | <u>PROCEEDS FROM SALE</u> | <u>BOOK VALUE</u> | <u>PROFIT/LOSS ON SALE</u> | <u>INTEREST RECEIVED DURING YEAR</u> |
|-----------------|--------------|------------------------------|-------------|----------------------|------------------|-------------------|-----------------------|-------------|---------------------------|-------------------|----------------------------|--------------------------------------|
| 993171          | 313385G67    | FEDERAL HOME LN BK CONS DISC | 0.000       | 09/21/18             | 650,000.000      | 09/21/18          | MATURITY              | 0.00        | 650,000.00                | 649,482.71        | 517.29                     | 0.00                                 |
| 993171          | 313385WJ1    | FEDERAL HOME LN BK CONS DISC | 0.000       | 05/04/18             | 415,000.000      | 05/04/18          | MATURITY              | 0.00        | 415,000.00                | 414,718.15        | 281.85                     | 0.00                                 |
| 993171          | 313385XT8    | FEDERAL HOME LN BK CONS DISC | 0.000       | 06/06/18             | 780,000.000      | 06/05/18          | MATURITY              | 0.00        | 779,930.24                | 779,930.24        | 0.00                       | 69.76                                |
| 993171          | 313385YA8    | FEDERAL HOME LN BK CONS DISC | 0.000       | 06/13/18             | 625,000.000      | 06/12/18          | MATURITY              | 0.00        | 624,835.42                | 624,835.42        | 0.00                       | 164.58                               |
| SCHEDULE TOTALS |              |                              |             |                      |                  |                   |                       | 0.00        | 2,469,765.66              | 2,468,966.52      | 799.14                     | 234.34                               |
|                 |              |                              |             |                      |                  |                   |                       |             |                           |                   | TOTAL PROFIT               | 799.14                               |
|                 |              |                              |             |                      |                  |                   |                       |             |                           |                   | TOTAL LOSS                 | 0.00                                 |

ANNUAL STATEMENT OF THE CITY OF MEDFORD RETIREMENT SYSTEM FOR THE YEAR ENDED DECEMBER 31, 2018

SCHEDULE 3A  
FIXED INCOME SECURITIES OWNED AT END OF YEAR

| FUND            | CUSIP     | SECURITY DESCRIPTION          | MATURITY |          | PAR VALUE     | PRICE     | MARKET VALUE<br>AT END OF YEAR | CHANGE IN<br>MARKET VALUE<br>INCR/DECR | INTEREST<br>RECEIVED<br>DURING YEAR | INTEREST DUE<br>AND ACCRUED<br>AT YEAR END |
|-----------------|-----------|-------------------------------|----------|----------|---------------|-----------|--------------------------------|--|-------------------------------------|--|
|                 |           |                               | RATE     | DATE     |               |           |                                |  |                                     |  |
| 993171          | 0258M0EH8 | AMERICAN EXPRESS CREDIT CORP  | 3.438    | 03/03/22 | 605,000.000   | 99.31800  | 600,873.90                     | (10,923.55)                            | 15,386.15                           | 1,668.61                                   |
| 993171          | 037833BE9 | APPLE INC                     | 2.918    | 05/06/20 | 200,000.000   | 99.99500  | 199,990.00                     | (914.00)                               | 3,753.53                            | 792.74                                     |
| 993171          | 037833CN8 | APPLE INC                     | 3.101    | 02/09/22 | 320,000.000   | 99.94600  | 319,827.20                     | (4,614.64)                             | 4,669.92                            | 1,458.90                                   |
| 993171          | 05531FAY9 | BB&T CORP                     | 3.046    | 04/01/22 | 495,000.000   | 99.51700  | 492,609.15                     | (6,548.85)                             | 10,332.23                           | 3,895.07                                   |
| 993171          | 06051GGN3 | BANK OF AMERICA CORP          | 3.129    | 07/21/21 | 495,000.000   | 99.58100  | 492,925.95                     | (6,124.13)                             | 10,552.19                           | 3,011.40                                   |
| 993171          | 084664CH2 | BERKSHIRE HATHAWAY FINANCE CO | 3.478    | 03/15/19 | 495,000.000   | 100.08700 | 495,430.65                     | (3,043.63)                             | 14,081.00                           | 813.11                                     |
| 993171          | 17275RAQ5 | CISCO SYSTEMS INC             | 3.238    | 03/01/19 | 500,000.000   | 100.06000 | 500,300.00                     | (1,935.00)                             | 10,423.22                           | 1,376.70                                   |
| 993171          | 20030NCV1 | COMCAST CORP                  | 2.738    | 10/01/20 | 390,000.000   | 99.53900  | 388,202.10                     | (108.03)                               | 0.00                                | 2,610.46                                   |
| 993171          | 25468PDS2 | WALT DISNEY CO/THE            | 3.126    | 03/04/22 | 615,000.000   | 99.01200  | 608,923.80                     | (11,850.95)                            | 10,665.05                           | 1,488.11                                   |
| 993171          | 31292GFZ4 | FHLMC POOL #C0-0184           | 7.000    | 10/01/22 | 529.240       | 104.45500 | 552.82                         | (13.78)                                | 37.27                               | 3.06                                       |
| 993171          | 3130ADY63 | FEDERAL HOME LN BK CONS BD    | 2.160    | 10/11/19 | 320,000.000   | 99.96400  | 319,884.80                     | 117.36                                 | 0.00                                | 1,574.40                                   |
| 993171          | 3130AFEN3 | FEDERAL HOME LN BK CONS BD    | 2.416    | 05/08/20 | 1,835,000.000 | 99.96000  | 1,834,266.00                   | (734.00)                               | 0.00                                | 6,650.10                                   |
| 993171          | 3130AFLT2 | FEDERAL HOME LN BK CONS BD    | 2.657    | 12/18/20 | 1,705,000.000 | 99.95000  | 1,704,147.50                   | (852.50)                               | 0.00                                | 1,510.08                                   |
| 993171          | 3134GBYH9 | FEDERAL HOME LN MTG CORP      | 2.243    | 07/05/19 | 1,125,000.000 | 100.00100 | 1,125,011.25                   | (450.00)                               | 17,791.56                           | 6,166.58                                   |
| 993171          | 31402HYG0 | FNMA POOL #0729811            | 5.000    | 01/01/19 | 34.410        | 99.82200  | 34.35                          | (0.68)                                 | 79.45                               | 0.06                                       |
| 993171          | 31404BU83 | FNMA POOL #0763907            | 5.000    | 01/01/19 | 9.020         | 99.77200  | 9.00                           | (0.18)                                 | 21.91                               | 0.00                                       |
| 993171          | 38148YAB4 | GOLDMAN SACHS GROUP INC/THE   | 3.307    | 10/31/22 | 550,000.000   | 97.43800  | 535,909.00                     | (16,521.50)                            | 4,388.68                            | 3,129.42                                   |
| 993171          | 438516BK1 | HONEYWELL INTERNATIONAL INC   | 2.800    | 10/30/19 | 170,000.000   | 99.98500  | 169,974.50                     | (542.30)                               | 3,141.63                            | 832.01                                     |
| 993171          | 44932HAE3 | IBM CREDIT LLC                | 2.729    | 01/20/21 | 500,000.000   | 99.22600  | 496,130.00                     | (5,695.00)                             | 9,164.13                            | 2,761.66                                   |
| 993171          | 458140BA7 | INTEL CORP                    | 2.698    | 05/11/20 | 461,000.000   | 99.66200  | 459,441.82                     | (1,914.07)                             | 7,911.02                            | 1,751.28                                   |
| 993171          | 458140BC3 | INTEL CORP                    | 2.968    | 05/11/22 | 300,000.000   | 99.05800  | 297,174.00                     | (5,322.00)                             | 2,060.80                            | 1,254.24                                   |
| 646220          | 46513XAW0 | ISRAEL ST                     | 2.070    | 05/01/19 | 250,000.000   | 99.88100  | 249,702.50                     | 55.00                                  | 5,175.00                            | 864.98                                     |
| 646220          | 46513XAY6 | ISRAEL STATE                  | 2.100    | 06/01/19 | 50,000.000    | 99.86500  | 49,932.50                      | (5.50)                                 | 1,050.00                            | 166.44                                     |
| 993171          | 46625HQK9 | JPMORGAN CHASE & CO           | 4.218    | 03/01/21 | 480,000.000   | 101.28200 | 486,153.60                     | (9,936.00)                             | 13,625.76                           | 1,726.76                                   |
| 993171          | 61746BEE2 | MORGAN STANLEY                | 3.649    | 01/20/22 | 530,000.000   | 99.67200  | 528,261.60                     | (11,331.50)                            | 12,124.07                           | 3,916.19                                   |
| 993171          | 68389XBM6 | ORACLE CORP                   | 2.650    | 07/15/26 | 330,000.000   | 92.67600  | 305,830.80                     | 676.50                                 | 0.00                                | 4,032.40                                   |
| 993171          | 713448DU9 | PEPSICO INC                   | 2.924    | 05/02/22 | 625,000.000   | 99.25100  | 620,318.75                     | (9,956.80)                             | 10,492.41                           | 3,041.95                                   |
| 993171          | 747525AU7 | QUALCOMM INC                  | 3.250    | 05/20/27 | 335,000.000   | 93.02000  | 311,617.00                     | 3,691.70                               | 0.00                                | 1,239.91                                   |
| 993171          | 857477AR4 | STATE STREET CORP             | 3.540    | 08/18/20 | 495,000.000   | 100.45600 | 497,257.20                     | (7,024.05)                             | 11,532.45                           | 2,132.76                                   |
| 993171          | 90331HNQ2 | US BANK NA/CINCINNATI OH      | 2.828    | 04/26/21 | 610,000.000   | 99.61700  | 607,663.70                     | (3,269.60)                             | 8,273.65                            | 3,207.71                                   |
| 993171          | 911312BB1 | UNITED PARCEL SERVICE INC     | 3.009    | 05/16/22 | 245,000.000   | 100.25300 | 245,619.85                     | (1,249.50)                             | 3,384.25                            | 939.94                                     |
| 993171          | 912810FM5 | U S TREASURY BOND             | 6.250    | 05/15/30 | 580,000.000   | 134.11300 | 777,855.40                     | 11,845.02                              | 37,846.17                           | 4,706.57                                   |
| 993171          | 912810RS9 | U S TREASURY BOND             | 2.500    | 05/15/46 | 3,560,000.000 | 90.18400  | 3,210,550.40                   | 107,189.26                             | 68,816.91                           | 11,555.20                                  |
| 993171          | 912828X88 | U S TREASURY NOTE             | 2.375    | 05/15/27 | 835,000.000   | 97.90600  | 817,515.10                     | 25,594.33                              | 54,554.14                           | 2,574.88                                   |
| 993171          | 91324PDP4 | UNITEDHEALTH GROUP INC        | 3.875    | 12/15/28 | 305,000.000   | 101.29400 | 308,946.70                     | 1,287.10                               | 0.00                                | 459.62                                     |
| 993171          | 949746SB8 | WELLS FARGO & CO              | 3.533    | 07/26/21 | 490,000.000   | 100.46400 | 492,273.60                     | (8,295.70)                             | 11,804.48                           | 3,219.67                                   |
| SCHEDULE TOTALS |           |                               |          |          |               |           | 20,551,116.49                  | 21,278.83                              | 363,139.03                          | 86,532.97                                  |
|                 |           |                               |          |          |               |           | TOTAL INCREASE                 | 150,456.27                             |                                     |  |
|                 |           |                               |          |          |               |           | TOTAL DECREASE                 | 129,177.44                             |                                     |  |



## ANNUAL STATEMENT OF THE CITY OF MEDFORD RETIREMENT SYSTEM FOR THE YEAR ENDED DECEMBER 31, 2018

SCHEDULE 3B  
FIXED INCOME SECURITIES PURCHASED DURING YEAR

| FUND   | CUSIP     | SECURITY DESCRIPTION           | RATE   | MATURITY |      | PAR VALUE   | TRADE    |                                   | COMM | ACCRUED INT PAID | COST INCLUDING COMMISSION BUT EXCLUDING INT |
|--------|-----------|--------------------------------|--------|----------|------|-------------|----------|-----------------------------------|------|------------------|---|
|        |           |                                |        | DATE     | DATE |             | DATE     | NAME OF BROKER                    |      |                  |   |
| 993171 | 00206RDR0 | AT&T INC                       | 5.250  | 03/01/37 |      | 69,000.000  | 02/16/18 | TRANSFER FROM COLUMBIA            | 0.00 | 0.00             | 0.00  |
| 993171 | 00206REN8 | AT&T INC                       | 4.900  | 08/14/37 |      | 25,000.000  | 02/16/18 | TRANSFER FROM COLUMBIA            | 0.00 | 0.00             | 0.00  |
| 993171 | 00507UAS0 | ALLERGAN FUNDING SCS           | 3.800  | 03/15/25 |      | 55,000.000  | 02/16/18 | TRANSFER FROM COLUMBIA            | 0.00 | 0.00             | 0.00  |
| 646243 | 01F022428 | COMMIT TO PUR FNMA SF MTG      | 2.500  | 02/01/33 |      | 155,000.000 | 01/09/18 | J.P. MORGAN SECURITIES LLC, NEW Y | 0.00 | 150.69           | 153,910.16                                  |
| 646243 | 01F022436 | COMMIT TO PUR FNMA SF MTG      | 2.500  | 03/01/33 |      | 155,000.000 | 02/09/18 | J.P. MORGAN SECURITIES LLC, NEW Y | 0.00 | 150.69           | 151,439.84                                  |
| 646243 | 01F022436 | COMMIT TO PUR FNMA SF MTG      | 2.500  | 03/01/33 |      | 155,000.000 | 03/12/18 | WELLS FARGO SECURITIES, LLC, NEW  | 0.00 | 150.69           | 151,355.08                                  |
| 646243 | 01F030421 | COMMIT TO PUR FNMA SF MTG      | 3.000  | 02/01/33 |      | 230,000.000 | 01/09/18 | WELLS FARGO SECURITIES, LLC, NEW  | 0.00 | 268.33           | 233,063.67                                  |
| 646243 | 01F030439 | COMMIT TO PUR FNMA SF MTG      | 3.000  | 03/01/33 |      | 230,000.000 | 02/09/18 | WELLS FARGO SECURITIES, LLC, NEW  | 0.00 | 268.33           | 229,685.55                                  |
| 646243 | 01F030629 | COMMIT TO PUR FNMA SF MTG      | 3.000  | 02/01/48 |      | 120,000.000 | 01/05/18 | MORGAN STANLEY & CO INC, NY       | 0.00 | 120.00           | 119,531.25                                  |
| 646243 | 01F030629 | COMMIT TO PUR FNMA SF MTG      | 3.000  | 02/01/48 |      | 255,000.000 | 02/02/18 | MORGAN STANLEY & CO INC, NY       | 0.00 | 255.00           | 247,907.81                                  |
| 646243 | 01F030637 | COMMIT TO PUR FNMA SF MTG      | 3.000  | 03/01/48 |      | 375,000.000 | 02/06/18 | MORGAN STANLEY & CO INC, NY       | 0.00 | 375.00           | 365,712.89                                  |
| 646243 | 01F032427 | COMMIT TO PUR FNMA SF MTG      | 3.500  | 02/01/33 |      | 145,000.000 | 01/09/18 | WELLS FARGO SECURITIES, LLC, NEW  | 0.00 | 197.36           | 149,185.74                                  |
| 646243 | 01F032435 | COMMIT TO PUR FNMA SF MTG      | 3.500  | 03/01/33 |      | 145,000.000 | 02/09/18 | WELLS FARGO SECURITIES, LLC, NEW  | 0.00 | 197.36           | 147,741.41                                  |
| 646243 | 01F040628 | COMMIT TO PUR FNMA SF MTG      | 4.000  | 02/01/48 |      | 719,000.000 | 01/05/18 | GOLDMAN SACHS & CO, NY            | 0.00 | 958.67           | 750,371.99                                  |
| 646243 | 01F040636 | COMMIT TO PUR FNMA SF MTG      | 4.000  | 03/01/48 |      | 719,000.000 | 02/06/18 | GOLDMAN SACHS & CO, NY            | 0.00 | 958.67           | 740,261.05                                  |
| 646243 | 01F040636 | COMMIT TO PUR FNMA SF MTG      | 4.000  | 03/01/48 |      | 719,000.000 | 03/07/18 | GOLDMAN SACHS & CO, NY            | 0.00 | 958.67           | 734,980.90                                  |
| 646243 | 01F040644 | COMMIT TO PUR FNMA SF MTG      | 4.000  | 04/01/48 |      | 719,000.000 | 03/06/18 | GOLDMAN SACHS & CO, NY            | 0.00 | 878.78           | 733,829.38                                  |
| 646243 | 02005AGP7 | ALLY MASTER OWNER TRUST 1 A2   | 2.700  | 01/17/23 |      | 90,000.000  | 02/06/18 | J.P. MORGAN SECURITIES LLC, NEW Y | 0.00 | 0.00             | 89,988.09                                   |
| 993171 | 02005AGP7 | ALLY MASTER OWNER TRUST 1 A2   | 2.700  | 01/17/23 |      | 90,000.000  | 02/16/18 | TRANSFER FROM COLUMBIA            | 0.00 | 0.00             | 0.00  |
| 993171 | 02007FAC9 | ALLY AUTO RECEIVABLES TRU 4 A3 | 1.750  | 12/15/21 |      | 75,000.000  | 02/16/18 | TRANSFER FROM COLUMBIA            | 0.00 | 0.00             | 0.00  |
| 993171 | 023135AN6 | AMAZON.COM INC                 | 3.800  | 12/05/24 |      | 50,000.000  | 02/16/18 | TRANSFER FROM COLUMBIA            | 0.00 | 0.00             | 0.00  |
| 993171 | 02582JHL7 | AMERICAN EXPRESS CREDIT AC 7 A | 2.350  | 05/15/25 |      | 115,000.000 | 02/16/18 | TRANSFER FROM COLUMBIA            | 0.00 | 0.00             | 0.00  |
| 993171 | 0258M0EH8 | AMERICAN EXPRESS CREDIT CORP   | VAR RT | 03/03/22 |      | 495,000.000 | 02/28/18 | FTN FINANCIAL SECURITIES CORP, ME | 0.00 | 2,646.73         | 500,974.65                                  |
| 993171 | 0258M0EH8 | AMERICAN EXPRESS CREDIT CORP   | VAR RT | 03/03/22 |      | 110,000.000 | 08/09/18 | WELLS FARGO SECURITIES, LLC, NEW  | 0.00 | 646.21           | 110,822.80                                  |
| 993171 | 026874DH7 | AMERICAN INTERNATIONAL GROUP I | 3.900  | 04/01/26 |      | 55,000.000  | 02/16/18 | TRANSFER FROM COLUMBIA            | 0.00 | 0.00             | 0.00  |
| 993171 | 031162BZ2 | AMGEN INC                      | 4.400  | 05/01/45 |      | 35,000.000  | 02/16/18 | TRANSFER FROM COLUMBIA            | 0.00 | 0.00             | 0.00  |
| 993171 | 035242AN6 | ANHEUSER-BUSCH INBEV FINANCE I | 4.900  | 02/01/46 |      | 41,000.000  | 02/16/18 | TRANSFER FROM COLUMBIA            | 0.00 | 0.00             | 0.00  |
| 993171 | 037833BE9 | APPLE INC                      | VAR RT | 05/06/20 |      | 200,000.000 | 03/01/18 | WELLS FARGO SECURITIES, LLC, NEW  | 0.00 | 235.56           | 200,904.00                                  |
| 993171 | 037833BX7 | APPLE INC                      | 4.650  | 02/23/46 |      | 44,000.000  | 02/16/18 | TRANSFER FROM COLUMBIA            | 0.00 | 0.00             | 0.00  |
| 993171 | 037833CN8 | APPLE INC                      | VAR RT | 02/09/22 |      | 320,000.000 | 06/06/18 | NATIONAL FINL SVCS CORP, NEW YOF  | 0.00 | 765.08           | 324,441.84                                  |
| 993171 | 05531FAY9 | BB&T CORP                      | VAR RT | 04/01/22 |      | 495,000.000 | 03/02/18 | WELLS FARGO SECURITIES, LLC, NEW  | 0.00 | 2,031.05         | 499,158.00                                  |
| 993171 | 055657AB6 | BMW VEHICLE LEASE TRUST 1 A2   | 1.640  | 07/22/19 |      | 23,737.490  | 02/16/18 | TRANSFER FROM COLUMBIA            | 0.00 | 0.00             | 0.00  |
| 993171 | 06051GEU9 | BANK OF AMERICA CORP           | 3.300  | 01/11/23 |      | 90,000.000  | 02/16/18 | TRANSFER FROM COLUMBIA            | 0.00 | 0.00             | 0.00  |
| 993171 | 06051GGN3 | BANK OF AMERICA CORP           | VAR RT | 07/21/21 |      | 495,000.000 | 03/01/18 | GREAT PACIFIC SECS INC, CALIFORNI | 0.00 | 1,388.71         | 499,050.08                                  |
| 993171 | 075887BM0 | BECTON DICKINSON AND CO        | 4.875  | 05/15/44 |      | 29,000.000  | 02/16/18 | TRANSFER FROM COLUMBIA            | 0.00 | 0.00             | 0.00  |
| 646243 | 075887BW8 | BECTON DICKINSON AND CO        | 3.700  | 06/06/27 |      | 28,000.000  | 01/05/18 | MORGAN STANLEY & CO INC, NY       | 0.00 | 94.97            | 28,085.12                                   |
| 993171 | 075887BW8 | BECTON DICKINSON AND CO        | 3.700  | 06/06/27 |      | 28,000.000  | 02/16/18 | TRANSFER FROM COLUMBIA            | 0.00 | 0.00             | 0.00  |
| 993171 | 084664CH2 | BERKSHIRE HATHAWAY FINANCE COI | VAR RT | 03/15/19 |      | 495,000.000 | 03/01/18 | GREAT PACIFIC SECS INC, CALIFORNI | 0.00 | 2,506.34         | 498,474.28                                  |
| 646243 | 11134LAH2 | BROADCOM CORP / BROADCOM CAYI  | 3.875  | 01/15/27 |      | 160,000.000 | 02/06/18 | J.P. MORGAN SECURITIES LLC, NEW Y | 0.00 | 396.11           | 154,982.40                                  |
| 993171 | 11134LAH2 | BROADCOM CORP / BROADCOM CAYI  | 3.875  | 01/15/27 |      | 160,000.000 | 02/16/18 | TRANSFER FROM COLUMBIA            | 0.00 | 0.00             | 0.00  |

ANNUAL STATEMENT OF THE CITY OF MEDFORD RETIREMENT SYSTEM FOR THE YEAR ENDED DECEMBER 31, 2018

SCHEDULE 3B  
FIXED INCOME SECURITIES PURCHASED DURING YEAR

| FUND   | CUSIP     | SECURITY DESCRIPTION                  | RATE   | MATURITY DATE | PAR VALUE   | TRADE DATE | NAME OF BROKER                    | COMM | ACCRUED INT PAID | COST INCLUDING COMMISSION BUT EXCLUDING INT |
|--------|-----------|---------------------------------------|--------|---------------|-------------|------------|-----------------------------------|------|------------------|---|
| 993171 | 125896BM1 | CMS ENERGY CORP                       | 3.875  | 03/01/24      | 21,000.000  | 02/16/18   | TRANSFER FROM COLUMBIA            | 0.00 | 0.00             | 0.00  |
| 993171 | 125896BP4 | CMS ENERGY CORP                       | 3.600  | 11/15/25      | 19,000.000  | 02/16/18   | TRANSFER FROM COLUMBIA            | 0.00 | 0.00             | 0.00  |
| 993171 | 125896BS8 | CMS ENERGY CORP                       | 3.450  | 08/15/27      | 10,000.000  | 02/16/18   | TRANSFER FROM COLUMBIA            | 0.00 | 0.00             | 0.00  |
| 993171 | 126117AU4 | CNA FINANCIAL CORP                    | 3.450  | 08/15/27      | 90,000.000  | 02/16/18   | TRANSFER FROM COLUMBIA            | 0.00 | 0.00             | 0.00  |
| 993171 | 12625UBF9 | COMM 2013-CCRE9 MORTGAG CR9 A+ VAR RT |        | 07/10/45      | 110,000.000 | 02/16/18   | TRANSFER FROM COLUMBIA            | 0.00 | 0.00             | 0.00  |
| 993171 | 12635YAD5 | CNH EQUIPMENT TRUST 2016- C A3        | 1.440  | 12/15/21      | 9,000.000   | 02/16/18   | TRANSFER FROM COLUMBIA            | 0.00 | 0.00             | 0.00  |
| 993171 | 12636WAB2 | CNH EQUIPMENT TRUST 2017- A A2        | 1.640  | 07/15/20      | 42,753.620  | 02/16/18   | TRANSFER FROM COLUMBIA            | 0.00 | 0.00             | 0.00  |
| 993171 | 126408GW7 | CSX CORP                              | 4.750  | 05/30/42      | 9,000.000   | 02/16/18   | TRANSFER FROM COLUMBIA            | 0.00 | 0.00             | 0.00  |
| 993171 | 126408HG1 | CSX CORP                              | 4.250  | 11/01/66      | 18,000.000  | 02/16/18   | TRANSFER FROM COLUMBIA            | 0.00 | 0.00             | 0.00  |
| 993171 | 126408HH9 | CSX CORP                              | 3.250  | 06/01/27      | 43,000.000  | 02/16/18   | TRANSFER FROM COLUMBIA            | 0.00 | 0.00             | 0.00  |
| 993171 | 126802DH7 | CABELA'S CREDIT CARD MAST 2 A1        | 2.250  | 07/17/23      | 35,000.000  | 02/16/18   | TRANSFER FROM COLUMBIA            | 0.00 | 0.00             | 0.00  |
| 993171 | 13063A5G5 | CALIFORNIA ST                         | 7.550  | 04/01/39      | 45,000.000  | 02/16/18   | TRANSFER FROM COLUMBIA            | 0.00 | 0.00             | 0.00  |
| 993171 | 14040HBG9 | CAPITAL ONE FINANCIAL CORP            | 3.200  | 02/05/25      | 70,000.000  | 02/16/18   | TRANSFER FROM COLUMBIA            | 0.00 | 0.00             | 0.00  |
| 993171 | 14041NEV9 | CAPITAL ONE MULTI-ASSET A2 A2         | 2.080  | 03/15/23      | 90,000.000  | 02/16/18   | TRANSFER FROM COLUMBIA            | 0.00 | 0.00             | 0.00  |
| 993171 | 14041NEX5 | CAPITAL ONE MULTI-ASSET A4 A4         | 2.750  | 05/15/25      | 190,000.000 | 02/16/18   | TRANSFER FROM COLUMBIA            | 0.00 | 0.00             | 0.00  |
| 993171 | 14041NFM8 | CAPITAL ONE MULTI-ASSET A3 A3         | 2.430  | 01/15/25      | 45,000.000  | 02/16/18   | TRANSFER FROM COLUMBIA            | 0.00 | 0.00             | 0.00  |
| 993171 | 14041NMQ9 | CAPITAL ONE MULTI-ASSET A6 A6         | 2.290  | 07/15/25      | 50,000.000  | 02/16/18   | TRANSFER FROM COLUMBIA            | 0.00 | 0.00             | 0.00  |
| 993171 | 14149YBM9 | CARDINAL HEALTH INC                   | 4.368  | 06/15/47      | 23,000.000  | 02/16/18   | TRANSFER FROM COLUMBIA            | 0.00 | 0.00             | 0.00  |
| 993171 | 14312QAC0 | CARMAX AUTO OWNER TRUST 2 4 A3        | 1.400  | 08/15/21      | 40,000.000  | 02/16/18   | TRANSFER FROM COLUMBIA            | 0.00 | 0.00             | 0.00  |
| 993171 | 14314JAC4 | CARMAX AUTO OWNER TRUST 2 1 A3        | 1.980  | 11/15/21      | 40,000.000  | 02/16/18   | TRANSFER FROM COLUMBIA            | 0.00 | 0.00             | 0.00  |
| 646243 | 151020AZ7 | CELGENE CORP                          | 4.550  | 02/20/48      | 65,000.000  | 02/08/18   | J.P. MORGAN SECURITIES LLC, NEW Y | 0.00 | 0.00             | 64,610.00                                   |
| 993171 | 151020AZ7 | CELGENE CORP                          | 4.550  | 02/20/48      | 65,000.000  | 02/16/18   | TRANSFER FROM COLUMBIA            | 0.00 | 0.00             | 0.00  |
| 993171 | 15135UAF6 | CENOVUS ENERGY INC                    | 6.750  | 11/15/39      | 38,000.000  | 02/16/18   | TRANSFER FROM COLUMBIA            | 0.00 | 0.00             | 0.00  |
| 993171 | 161175AZ7 | CHARTER COMMUNICATIONS OPERA          | 6.384  | 10/23/35      | 44,000.000  | 02/16/18   | TRANSFER FROM COLUMBIA            | 0.00 | 0.00             | 0.00  |
| 993171 | 161175BA1 | CHARTER COMMUNICATIONS OPERA          | 6.484  | 10/23/45      | 12,000.000  | 02/16/18   | TRANSFER FROM COLUMBIA            | 0.00 | 0.00             | 0.00  |
| 993171 | 161571GX6 | CHASE ISSUANCE TRUST A4 A4            | 1.840  | 04/15/22      | 100,000.000 | 02/16/18   | TRANSFER FROM COLUMBIA            | 0.00 | 0.00             | 0.00  |
| 993171 | 167486VV8 | CHICAGO IL                            | 7.375  | 01/01/33      | 15,000.000  | 02/16/18   | TRANSFER FROM COLUMBIA            | 0.00 | 0.00             | 0.00  |
| 993171 | 171232AP6 | CHUBB CORP/THE                        | VAR RT | 03/29/67      | 67,000.000  | 02/16/18   | TRANSFER FROM COLUMBIA            | 0.00 | 0.00             | 0.00  |
| 993171 | 17275RAQ5 | CISCO SYSTEMS INC                     | VAR RT | 03/01/19      | 500,000.000 | 03/08/18   | MIZUHO SECURITIES USA/FIXED, NEW  | 0.00 | 382.90           | 502,235.00                                  |
| 993171 | 172967HT1 | CITIGROUP INC                         | 3.750  | 06/16/24      | 55,000.000  | 02/16/18   | TRANSFER FROM COLUMBIA            | 0.00 | 0.00             | 0.00  |
| 993171 | 17305EGG4 | CITIBANK CREDIT CARD ISS A8 A8        | 1.860  | 08/08/22      | 170,000.000 | 02/16/18   | TRANSFER FROM COLUMBIA            | 0.00 | 0.00             | 0.00  |
| 993171 | 17305EGH2 | CITIBANK CREDIT CARD ISS A9 A9        | 1.800  | 09/20/21      | 125,000.000 | 02/16/18   | TRANSFER FROM COLUMBIA            | 0.00 | 0.00             | 0.00  |
| 646243 | 17325GAB2 | CITIGROUP COMMERCIAL MOR C3 A2        | 2.505  | 11/15/49      | 95,000.000  | 01/04/18   | CITIGROUP GBL MKTS/SALOMON, NEW   | 0.00 | 46.27            | 94,654.88                                   |
| 993171 | 17325GAB2 | CITIGROUP COMMERCIAL MOR C3 A2        | 2.505  | 11/15/49      | 95,000.000  | 02/16/18   | TRANSFER FROM COLUMBIA            | 0.00 | 0.00             | 0.00  |
| 993171 | 186108CE4 | CLEVELAND ELECTRIC ILLUMINATIN        | 5.950  | 12/15/36      | 16,000.000  | 02/16/18   | TRANSFER FROM COLUMBIA            | 0.00 | 0.00             | 0.00  |
| 993171 | 20030NCV1 | COMCAST CORP                          | VAR RT | 10/01/20      | 390,000.000 | 12/26/18   | PERSHING LLC, JERSEY CITY         | 0.00 | 2,462.14         | 388,310.13                                  |
| 993171 | 202795JG6 | COMMONWEALTH EDISON CO                | 4.350  | 11/15/45      | 20,000.000  | 02/16/18   | TRANSFER FROM COLUMBIA            | 0.00 | 0.00             | 0.00  |
| 993171 | 209111FH1 | CONSOLIDATED EDISON CO OF NEW         | 3.850  | 06/15/46      | 20,000.000  | 02/16/18   | TRANSFER FROM COLUMBIA            | 0.00 | 0.00             | 0.00  |
| 993171 | 209111FL2 | CONSOLIDATED EDISON CO OF NEW         | 3.875  | 06/15/47      | 30,000.000  | 02/16/18   | TRANSFER FROM COLUMBIA            | 0.00 | 0.00             | 0.00  |
| 993171 | 209115AC8 | CONSOLIDATED EDISON INC               | 2.000  | 05/15/21      | 25,000.000  | 02/16/18   | TRANSFER FROM COLUMBIA            | 0.00 | 0.00             | 0.00  |

## ANNUAL STATEMENT OF THE CITY OF MEDFORD RETIREMENT SYSTEM FOR THE YEAR ENDED DECEMBER 31, 2018

SCHEDULE 3B  
FIXED INCOME SECURITIES PURCHASED DURING YEAR

| FUND   | CUSIP     | SECURITY DESCRIPTION           | RATE   | MATURITY | PAR VALUE     | TRADE    | NAME OF BROKER                   | COMM | ACCRUED  | COST INCLUDING                  |
|--------|-----------|--------------------------------|--------|----------|---------------|----------|----------------------------------|------|----------|---------------------------------|
|        |           |                                |        | DATE     |               | DATE     |                                  |      | INT PAID | COMMISSION BUT<br>EXCLUDING INT |
| 646243 | 21H032621 | COMMIT TO PUR GNMA II JUMBOS   | 3.500  | 02/20/48 | 470,000.000   | 01/16/18 | CITIGROUP GBL MKTS/SALOMON, NEV  | 0.00 | 913.89   | 483,916.41                      |
| 646243 | 21H032639 | COMMIT TO PUR GNMA II JUMBOS   | 3.500  | 03/20/48 | 470,000.000   | 02/13/18 | CITIGROUP GBL MKTS/SALOMON, NEV  | 0.00 | 868.19   | 473,598.44                      |
| 993171 | 233331AY3 | DTE ENERGY CO                  | 2.850  | 10/01/26 | 140,000.000   | 02/16/18 | TRANSFER FROM COLUMBIA           | 0.00 | 0.00     | 0.00                            |
| 993171 | 25156PAD5 | DEUTSCHE TELEKOM INTERNATIONAL | 9.250  | 06/01/32 | 25,000.000    | 02/16/18 | TRANSFER FROM COLUMBIA           | 0.00 | 0.00     | 0.00                            |
| 993171 | 254683BX2 | DISCOVER CARD EXECUTION A2 A2  | 2.390  | 07/15/24 | 80,000.000    | 02/16/18 | TRANSFER FROM COLUMBIA           | 0.00 | 0.00     | 0.00                            |
| 993171 | 254683CB9 | DISCOVER CARD EXECUTION A6 A6  | 1.880  | 02/15/23 | 100,000.000   | 02/16/18 | TRANSFER FROM COLUMBIA           | 0.00 | 0.00     | 0.00                            |
| 993171 | 25468PDS2 | WALT DISNEY CO/THE             | VAR RT | 03/04/22 | 250,000.000   | 03/06/18 | WELLS FARGO SECURITIES, LLC, NEW | 0.00 | 50.30    | 252,312.50                      |
| 993171 | 25468PDS2 | WALT DISNEY CO/THE             | VAR RT | 03/04/22 | 245,000.000   | 03/08/18 | LOOP CAPITAL MARKETS, NEW YORK   | 0.00 | 115.03   | 247,364.25                      |
| 993171 | 25468PDS2 | WALT DISNEY CO/THE             | VAR RT | 03/04/22 | 120,000.000   | 08/31/18 | MIZUHO SECURITIES USA INC, NEW Y | 0.00 | 9.04     | 121,098.00                      |
| 993171 | 254709AG3 | DISCOVER FINANCIAL SERVICES    | 5.200  | 04/27/22 | 30,000.000    | 02/16/18 | TRANSFER FROM COLUMBIA           | 0.00 | 0.00     | 0.00                            |
| 993171 | 25470DAR0 | DISCOVERY COMMUNICATIONS LLC   | 3.950  | 03/20/28 | 20,000.000    | 02/16/18 | TRANSFER FROM COLUMBIA           | 0.00 | 0.00     | 0.00                            |
| 993171 | 25470DAS8 | DISCOVERY COMMUNICATIONS LLC   | 5.000  | 09/20/37 | 5,000.000     | 02/16/18 | TRANSFER FROM COLUMBIA           | 0.00 | 0.00     | 0.00                            |
| 993171 | 25746UCE7 | DOMINION ENERGY INC            | 3.900  | 10/01/25 | 31,000.000    | 02/16/18 | TRANSFER FROM COLUMBIA           | 0.00 | 0.00     | 0.00                            |
| 993171 | 26441CAT2 | DUKE ENERGY CORP               | 3.750  | 09/01/46 | 50,000.000    | 02/16/18 | TRANSFER FROM COLUMBIA           | 0.00 | 0.00     | 0.00                            |
| 993171 | 26442UAB0 | DUKE ENERGY PROGRESS LLC       | 4.200  | 08/15/45 | 10,000.000    | 02/16/18 | TRANSFER FROM COLUMBIA           | 0.00 | 0.00     | 0.00                            |
| 646243 | 26884ABJ1 | ERP OPERATING LP               | 3.500  | 03/01/28 | 34,000.000    | 02/01/18 | UBS SECURITIES LLC, STAMFORD     | 0.00 | 0.00     | 33,796.68                       |
| 993171 | 26884ABJ1 | ERP OPERATING LP               | 3.500  | 03/01/28 | 34,000.000    | 02/16/18 | TRANSFER FROM COLUMBIA           | 0.00 | 0.00     | 0.00                            |
| 993171 | 28368EAA4 | KINDER MORGAN INC/DE           | 8.050  | 10/15/30 | 19,000.000    | 02/16/18 | TRANSFER FROM COLUMBIA           | 0.00 | 0.00     | 0.00                            |
| 993171 | 28368EAE6 | KINDER MORGAN INC/DE           | 7.750  | 01/15/32 | 27,000.000    | 02/16/18 | TRANSFER FROM COLUMBIA           | 0.00 | 0.00     | 0.00                            |
| 646243 | 29103DAM8 | EMERA US FINANCE LP            | 4.750  | 06/15/46 | 45,000.000    | 01/23/18 | BARCLAYS CAP/FIXED INCOME, NEW   | 0.00 | 237.50   | 48,223.80                       |
| 993171 | 29103DAM8 | EMERA US FINANCE LP            | 4.750  | 06/15/46 | 45,000.000    | 02/16/18 | TRANSFER FROM COLUMBIA           | 0.00 | 0.00     | 0.00                            |
| 993171 | 29250NAS4 | ENBRIDGE INC                   | VAR RT | 07/15/77 | 65,000.000    | 02/16/18 | TRANSFER FROM COLUMBIA           | 0.00 | 0.00     | 0.00                            |
| 993171 | 29379VBN2 | ENTERPRISE PRODUCTS OPERATING  | VAR RT | 08/16/77 | 75,000.000    | 02/16/18 | TRANSFER FROM COLUMBIA           | 0.00 | 0.00     | 0.00                            |
| 993171 | 30219GAM0 | EXPRESS SCRIPTS HOLDING CO     | 4.500  | 02/25/26 | 55,000.000    | 02/16/18 | TRANSFER FROM COLUMBIA           | 0.00 | 0.00     | 0.00                            |
| 993171 | 3128PP2Y8 | FHLMC POOL #J1-0791            | 4.500  | 09/01/24 | 14,575.900    | 02/16/18 | TRANSFER FROM COLUMBIA           | 0.00 | 0.00     | 0.00                            |
| 993171 | 31292GFZ4 | FHLMC POOL #C0-0184            | 7.000  | 10/01/22 | 722.460       | 02/16/18 | TRANSFER FROM COLUMBIA           | 0.00 | 0.00     | 0.00                            |
| 993171 | 31292GZV1 | FHLMC POOL #C0-0756            | 7.000  | 04/01/29 | 1,187.690     | 02/16/18 | TRANSFER FROM COLUMBIA           | 0.00 | 0.00     | 0.00                            |
| 993171 | 3129405K1 | FHLMC POOL #A9-2650            | 5.500  | 06/01/40 | 63,680.870    | 02/16/18 | TRANSFER FROM COLUMBIA           | 0.00 | 0.00     | 0.00                            |
| 993171 | 31294CW58 | FHLMC POOL #C3-6068            | 7.500  | 02/01/30 | 5,528.150     | 02/16/18 | TRANSFER FROM COLUMBIA           | 0.00 | 0.00     | 0.00                            |
| 993171 | 3130ABQH2 | FEDERAL HOME LN BK CONS BD     | VAR RT | 07/05/19 | 835,000.000   | 02/28/18 | MORGAN STANLEY & CO INC, NY      | 0.00 | 1,991.20 | 835,375.75                      |
| 993171 | 3130ABQH2 | FEDERAL HOME LN BK CONS BD     | VAR RT | 07/05/19 | 500,000.000   | 02/28/18 | MORGAN STANLEY & CO INC, NY      | 0.00 | 1,192.33 | 500,225.00                      |
| 993171 | 3130ABQH2 | FEDERAL HOME LN BK CONS BD     | VAR RT | 07/05/19 | 1,020,000.000 | 07/11/18 | MERRILL LYNCH PIERCE FENNER SMI  | 0.00 | 494.13   | 1,021,519.80                    |
| 993171 | 3130ADY63 | FEDERAL HOME LN BK CONS BD     | VAR RT | 10/11/19 | 320,000.000   | 11/21/18 | CANTOR FITZGERALD CASTLEOAK, NE  | 0.00 | 883.20   | 319,767.44                      |
| 993171 | 3130AFEN3 | FEDERAL HOME LN BK CONS BD     | VAR RT | 05/08/20 | 1,835,000.000 | 11/06/18 | MFR SECURITIES INC, JERSEY CITY  | 0.00 | 0.00     | 1,835,000.00                    |
| 993171 | 3130AFLT2 | FEDERAL HOME LN BK CONS BD     | VAR RT | 12/18/20 | 1,705,000.000 | 12/18/18 | LOOP CAPITAL MARKETS, NEW YORK   | 0.00 | 0.00     | 1,705,000.00                    |
| 993171 | 3132GJR27 | FHLMC POOL #Q0-3505            | 4.000  | 09/01/41 | 94,988.440    | 02/16/18 | TRANSFER FROM COLUMBIA           | 0.00 | 0.00     | 0.00                            |
| 993171 | 3132XCRV9 | FHLMC POOL #G6-7700            | 3.500  | 08/01/46 | 217,558.510   | 02/16/18 | TRANSFER FROM COLUMBIA           | 0.00 | 0.00     | 0.00                            |
| 993171 | 31335ATY4 | FHLMC POOL #G6-0567            | 4.000  | 06/01/43 | 54,637.040    | 02/16/18 | TRANSFER FROM COLUMBIA           | 0.00 | 0.00     | 0.00                            |
| 993171 | 3134GBYH9 | FEDERAL HOME LN MTG CORP       | VAR RT | 07/05/19 | 1,300,000.000 | 02/28/18 | MORGAN STANLEY & CO INC, NY      | 0.00 | 3,095.88 | 1,300,533.00                    |
| 993171 | 3136AY6U2 | FNMA GTD REMIC P/T 17-M15 ATS2 | VAR RT | 11/25/27 | 190,000.000   | 02/16/18 | TRANSFER FROM COLUMBIA           | 0.00 | 0.00     | 0.00                            |

## ANNUAL STATEMENT OF THE CITY OF MEDFORD RETIREMENT SYSTEM FOR THE YEAR ENDED DECEMBER 31, 2018

SCHEDULE 3B  
FIXED INCOME SECURITIES PURCHASED DURING YEAR

| FUND   | CUSIP     | SECURITY DESCRIPTION           | RATE   | MATURITY |      | PAR VALUE   | TRADE    |                | COMM | COST INCLUDING   |                              |
|--------|-----------|--------------------------------|--------|----------|------|-------------|----------|----------------|------|------------------|------------------------------|
|        |           |                                |        | DATE     | DATE |             | DATE     | NAME OF BROKER |      | ACCRUED INT PAID | COMMISSION BUT EXCLUDING INT |
| 993171 | 31371KLV1 | FNMA POOL #0254240             | 7.000  | 03/01/32 |      | 8,743.230   | 02/16/18 |                | 0.00 | 0.00             | 0.00                         |
| 993171 | 3137B1BS0 | FHLMC MULTICLASS MTG K026 A2   | 2.510  | 11/25/22 |      | 30,000.000  | 02/16/18 |                | 0.00 | 0.00             | 0.00                         |
| 993171 | 3137B1UG5 | FHLMC MULTICLASS MTG K027 A2   | 2.637  | 01/25/23 |      | 45,000.000  | 02/16/18 |                | 0.00 | 0.00             | 0.00                         |
| 993171 | 3137FCJK1 | FHLMC MULTICLASS MTG K070 A2   | VAR RT | 11/25/27 |      | 50,000.000  | 02/16/18 |                | 0.00 | 0.00             | 0.00                         |
| 993171 | 31380HF77 | FNMA POOL #0440390             | 7.000  | 09/01/28 |      | 5,088.910   | 02/16/18 |                | 0.00 | 0.00             | 0.00                         |
| 993171 | 3138W92G4 | FNMA POOL #0AS0774             | 3.000  | 10/01/43 |      | 142,802.760 | 02/16/18 |                | 0.00 | 0.00             | 0.00                         |
| 993171 | 3138WFY91 | FNMA POOL #0AS6135             | 4.000  | 11/01/45 |      | 224,190.720 | 02/16/18 |                | 0.00 | 0.00             | 0.00                         |
| 993171 | 3138WGDT8 | FNMA POOL #0AS6413             | 2.500  | 01/01/31 |      | 33,651.810  | 02/16/18 |                | 0.00 | 0.00             | 0.00                         |
| 993171 | 3138XYRT3 | FNMA POOL #0AW8597             | 3.000  | 08/01/29 |      | 80,544.690  | 02/16/18 |                | 0.00 | 0.00             | 0.00                         |
| 993171 | 3138YR5Y0 | FNMA POOL #0AZ0862             | 3.500  | 07/01/45 |      | 126,462.740 | 02/16/18 |                | 0.00 | 0.00             | 0.00                         |
| 993171 | 3138YWJV0 | FNMA POOL #0AZ4775             | 3.500  | 10/01/45 |      | 56,912.930  | 02/16/18 |                | 0.00 | 0.00             | 0.00                         |
| 993171 | 31398CTX6 | FHLMC MULTICLASS MTG 3536 PC   | 4.500  | 05/15/39 |      | 2,423.710   | 02/16/18 |                | 0.00 | 0.00             | 0.00                         |
| 993171 | 31402HYG0 | FNMA POOL #0729811             | 5.000  | 01/01/19 |      | 3,921.930   | 02/16/18 |                | 0.00 | 0.00             | 0.00                         |
| 993171 | 31403RP36 | FNMA POOL #0755642             | 5.500  | 12/01/18 |      | 2,198.050   | 02/16/18 |                | 0.00 | 0.00             | 0.00                         |
| 993171 | 31404BU83 | FNMA POOL #0763907             | 5.000  | 01/01/19 |      | 1,145.910   | 02/16/18 |                | 0.00 | 0.00             | 0.00                         |
| 993171 | 3140E7GR5 | FNMA POOL #0BA2907             | 4.000  | 11/01/45 |      | 78,130.140  | 02/16/18 |                | 0.00 | 0.00             | 0.00                         |
| 993171 | 3140EUEF2 | FNMA POOL #0BC0133             | 3.000  | 12/01/30 |      | 165,803.060 | 02/16/18 |                | 0.00 | 0.00             | 0.00                         |
| 993171 | 3140EVCJ2 | FNMA POOL #0BC1158             | 3.500  | 02/01/46 |      | 566,882.230 | 02/16/18 |                | 0.00 | 0.00             | 0.00                         |
| 993171 | 3140Q74T1 | FNMA POOL #0CA0833             | 3.500  | 12/01/47 |      | 83,448.613  | 02/16/18 |                | 0.00 | 0.00             | 0.00                         |
| 993171 | 31410GME0 | FNMA POOL #0888757             | VAR RT | 09/01/37 |      | 9,657.570   | 02/16/18 |                | 0.00 | 0.00             | 0.00                         |
| 993171 | 31411YXK4 | FNMA POOL #0918782             | VAR RT | 06/01/37 |      | 11,511.150  | 02/16/18 |                | 0.00 | 0.00             | 0.00                         |
| 993171 | 31413JFD1 | FNMA POOL #0946664             | VAR RT | 09/01/37 |      | 2,760.000   | 02/16/18 |                | 0.00 | 0.00             | 0.00                         |
| 993171 | 31413UHB8 | FNMA POOL #0955726             | 6.500  | 11/01/37 |      | 20,204.600  | 02/16/18 |                | 0.00 | 0.00             | 0.00                         |
| 993171 | 31414U2A5 | FNMA POOL #0976969             | 6.000  | 02/01/38 |      | 108,775.560 | 02/16/18 |                | 0.00 | 0.00             | 0.00                         |
| 993171 | 31418CMX9 | FNMA POOL #0MA3073             | 4.500  | 06/01/47 |      | 465,783.479 | 02/16/18 |                | 0.00 | 0.00             | 0.00                         |
| 993171 | 31428XBN5 | FEDEX CORP                     | 4.400  | 01/15/47 |      | 35,000.000  | 02/16/18 |                | 0.00 | 0.00             | 0.00                         |
| 993171 | 320808AD0 | FIRST MARYLAND CAPITAL I       | VAR RT | 01/15/27 |      | 36,000.000  | 02/16/18 |                | 0.00 | 0.00             | 0.00                         |
| 993171 | 32082CAC1 | FIRST MARYLAND CAPITAL II      | VAR RT | 02/01/27 |      | 86,000.000  | 02/16/18 |                | 0.00 | 0.00             | 0.00                         |
| 993171 | 34528QFU3 | FORD CREDIT FLOORPLAN MAST 3 A | 2.480  | 09/15/24 |      | 130,000.000 | 02/16/18 |                | 0.00 | 0.00             | 0.00                         |
| 993171 | 34531CAD2 | FORD CREDIT AUTO OWNER TR C A3 | 1.220  | 03/15/21 |      | 10,000.000  | 02/16/18 |                | 0.00 | 0.00             | 0.00                         |
| 993171 | 34531PAD3 | FORD CREDIT AUTO OWNER TR A A3 | 1.390  | 07/15/20 |      | 31,098.710  | 02/16/18 |                | 0.00 | 0.00             | 0.00                         |
| 646243 | 36159JCV1 | SYNCHRONY CREDIT CARD MAST 2 A | 2.220  | 01/15/22 |      | 190,000.000 | 01/30/18 |                | 0.00 | 187.47           | 190,148.44                   |
| 993171 | 36159JCV1 | GE CAPITAL CREDIT CARD MAS 2 A | 2.220  | 01/15/22 |      | 190,000.000 | 02/16/18 |                | 0.00 | 0.00             | 0.00                         |
| 646243 | 36164QNA2 | GE CAPITAL INTERNATIONAL FUNDI | 4.418  | 11/15/35 |      | 67,000.000  | 01/26/18 |                | 0.00 | 616.68           | 69,239.81                    |
| 993171 | 36164QNA2 | GE CAPITAL INTERNATIONAL FUNDI | 4.418  | 11/15/35 |      | 67,000.000  | 02/16/18 |                | 0.00 | 0.00             | 0.00                         |
| 993171 | 36198EAE5 | GS MORTGAGE SECURITIES GC13 A5 | VAR RT | 07/10/46 |      | 30,000.000  | 02/16/18 |                | 0.00 | 0.00             | 0.00                         |
| 993171 | 36200EDR9 | GNMA POOL #0598712             | 5.500  | 07/15/33 |      | 34,326.040  | 02/16/18 |                | 0.00 | 0.00             | 0.00                         |
| 993171 | 36200Q3K8 | GNMA POOL #0569702             | 7.000  | 02/15/32 |      | 7,097.990   | 02/16/18 |                | 0.00 | 0.00             | 0.00                         |
| 993171 | 36207MLL8 | GNMA POOL #0436031             | 7.500  | 12/15/27 |      | 2,579.160   | 02/16/18 |                | 0.00 | 0.00             | 0.00                         |
| 993171 | 36213UL99 | GNMA POOL #0564752             | 6.500  | 08/15/31 |      | 5,695.360   | 02/16/18 |                | 0.00 | 0.00             | 0.00                         |

## ANNUAL STATEMENT OF THE CITY OF MEDFORD RETIREMENT SYSTEM FOR THE YEAR ENDED DECEMBER 31, 2018

SCHEDULE 3B  
FIXED INCOME SECURITIES PURCHASED DURING YEAR

| FUND   | CUSIP     | SECURITY DESCRIPTION           | RATE   | MATURITY DATE | PAR VALUE   | TRADE DATE | NAME OF BROKER                    | ACCRUED INT PAID | COST INCLUDING |                              |
|--------|-----------|--------------------------------|--------|---------------|-------------|------------|-----------------------------------|------------------|----------------|------------------------------|
|        |           |                                |        |               |             |            |                                   |                  | COMM           | COMMISSION BUT EXCLUDING INT |
| 993171 | 36225AFH8 | GNMA POOL #0780168             | 6.500  | 05/15/24      | 4,081.790   | 02/16/18   | TRANSFER FROM COLUMBIA            | 0.00             | 0.00           | 0.00                         |
| 993171 | 36225BLL0 | GNMA POOL #0781231             | 7.000  | 12/15/30      | 14,249.970  | 02/16/18   | TRANSFER FROM COLUMBIA            | 0.00             | 0.00           | 0.00                         |
| 993171 | 36251MAD3 | GM FINANCIAL AUTOMOBILE L 3 A3 | 1.610  | 12/20/19      | 22,000.000  | 02/16/18   | TRANSFER FROM COLUMBIA            | 0.00             | 0.00           | 0.00                         |
| 993171 | 36253WAB3 | GM FINANCIAL AUTOMOBILE 1 A2A  | 1.670  | 09/20/19      | 22,851.160  | 02/16/18   | TRANSFER FROM COLUMBIA            | 0.00             | 0.00           | 0.00                         |
| 646243 | 36255PAD2 | GM FINANCIAL CONSUMER AUT 1 A3 | 2.320  | 07/18/22      | 25,000.000  | 01/09/18   | BARCLAYS CAP/FIXED INCOME, NEW Y  | 0.00             | 0.00           | 24,994.33                    |
| 993171 | 36255PAD2 | GM FINANCIAL CONSUMER AUT 1 A3 | 2.320  | 07/18/22      | 25,000.000  | 02/16/18   | TRANSFER FROM COLUMBIA            | 0.00             | 0.00           | 0.00                         |
| 993171 | 369604BQ5 | GENERAL ELECTRIC CO            | VAR RT | 12/31/49      | 109,000.000 | 02/16/18   | TRANSFER FROM COLUMBIA            | 0.00             | 0.00           | 0.00                         |
| 993171 | 38013BAD2 | GM FINANCIAL AUTOMOBILE L 3 A3 | 2.010  | 11/20/20      | 10,000.000  | 02/16/18   | TRANSFER FROM COLUMBIA            | 0.00             | 0.00           | 0.00                         |
| 993171 | 38141GVW1 | GOLDMAN SACHS GROUP INC/THE    | VAR RT | 04/23/21      | 445,000.000 | 02/28/18   | J.P MORGAN SECURITIES INC, NEW Y  | 0.00             | 1,381.81       | 457,397.70                   |
| 993171 | 38148YAB4 | GOLDMAN SACHS GROUP INC/THE    | VAR RT | 10/31/22      | 450,000.000 | 09/10/18   | MIZUHO SECURITIES USA INC, NEW Y  | 0.00             | 1,678.28       | 451,993.50                   |
| 993171 | 38148YAB4 | GOLDMAN SACHS GROUP INC/THE    | VAR RT | 10/31/22      | 100,000.000 | 09/14/18   | MIZUHO SECURITIES USA INC, NEW Y  | 0.00             | 424.99         | 100,437.00                   |
| 993171 | 43814RAC0 | HONDA AUTO RECEIVABLES 20 4 A3 | 1.210  | 12/18/20      | 50,000.000  | 02/16/18   | TRANSFER FROM COLUMBIA            | 0.00             | 0.00           | 0.00                         |
| 993171 | 438516BK1 | HONEYWELL INTERNATIONAL INC    | VAR RT | 10/30/19      | 170,000.000 | 03/26/18   | J.P MORGAN SECURITIES INC, NEW Y  | 0.00             | 550.96         | 170,516.80                   |
| 993171 | 446150AG9 | HUNTINGTON BANCSHARES INC/OH   | 7.000  | 12/15/20      | 60,000.000  | 02/16/18   | TRANSFER FROM COLUMBIA            | 0.00             | 0.00           | 0.00                         |
| 993171 | 44932HAE3 | IBM CREDIT LLC                 | VAR RT | 01/20/21      | 500,000.000 | 02/28/18   | MIZUHO SECURITIES USA/FIXED, NEW  | 0.00             | 1,085.88       | 501,825.00                   |
| 993171 | 458140BA7 | INTEL CORP                     | VAR RT | 05/11/20      | 461,000.000 | 03/06/18   | GREAT PACIFIC SECS INC, CALIFORNI | 0.00             | 605.22         | 461,355.89                   |
| 993171 | 458140BC3 | INTEL CORP                     | VAR RT | 05/11/22      | 300,000.000 | 10/15/18   | MIZUHO SECURITIES USA INC, NEW Y  | 0.00             | 1,456.00       | 302,496.00                   |
| 993171 | 46625HHA1 | JPMORGAN CHASE & CO            | VAR RT | 12/31/49      | 143,000.000 | 02/16/18   | TRANSFER FROM COLUMBIA            | 0.00             | 0.00           | 0.00                         |
| 993171 | 46625HKK5 | JPMORGAN CHASE & CO            | VAR RT | 12/31/49      | 91,000.000  | 02/16/18   | TRANSFER FROM COLUMBIA            | 0.00             | 0.00           | 0.00                         |
| 993171 | 46625HQQ9 | JPMORGAN CHASE & CO            | VAR RT | 03/01/21      | 480,000.000 | 03/01/18   | J.P MORGAN SECURITIES INC, NEW Y  | 0.00             | 185.93         | 496,089.60                   |
| 993171 | 46625HRY8 | JPMORGAN CHASE & CO            | VAR RT | 02/01/28      | 87,000.000  | 02/16/18   | TRANSFER FROM COLUMBIA            | 0.00             | 0.00           | 0.00                         |
| 993171 | 46634SAC9 | JP MORGAN CHASE COMMERC C6 A3  | 3.507  | 05/15/45      | 34,717.468  | 02/16/18   | TRANSFER FROM COLUMBIA            | 0.00             | 0.00           | 0.00                         |
| 993171 | 46638UAC0 | JP MORGAN CHASE COMMERC C8 A3  | 2.829  | 10/15/45      | 47,783.680  | 02/16/18   | TRANSFER FROM COLUMBIA            | 0.00             | 0.00           | 0.00                         |
| 993171 | 46639EAE1 | JP MORGAN CHASE COMMERC LC9 A  | 2.840  | 12/15/47      | 60,000.000  | 02/16/18   | TRANSFER FROM COLUMBIA            | 0.00             | 0.00           | 0.00                         |
| 993171 | 46640LAD4 | JPMBB COMMERCIAL MORTGA C14 A  | VAR RT | 08/15/46      | 60,000.000  | 02/16/18   | TRANSFER FROM COLUMBIA            | 0.00             | 0.00           | 0.00                         |
| 993171 | 46643TBJ0 | JPMBB COMMERCIAL MORTGA C26 A  | 3.494  | 01/15/48      | 95,000.000  | 02/16/18   | TRANSFER FROM COLUMBIA            | 0.00             | 0.00           | 0.00                         |
| 993171 | 476556CX1 | JERSEY CENTRAL POWER & LIGHT C | 6.150  | 06/01/37      | 13,000.000  | 02/16/18   | TRANSFER FROM COLUMBIA            | 0.00             | 0.00           | 0.00                         |
| 993171 | 47788NAC2 | JOHN DEERE OWNER TRUST 20 B A3 | 1.250  | 06/15/20      | 25,000.000  | 02/16/18   | TRANSFER FROM COLUMBIA            | 0.00             | 0.00           | 0.00                         |
| 993171 | 478160BT0 | JOHNSON & JOHNSON              | 2.050  | 03/01/23      | 34,000.000  | 02/16/18   | TRANSFER FROM COLUMBIA            | 0.00             | 0.00           | 0.00                         |
| 993171 | 491189FC5 | KENTUCKY ST ASSET/LIABILITY CO | 3.165  | 04/01/18      | 14,906.730  | 02/16/18   | TRANSFER FROM COLUMBIA            | 0.00             | 0.00           | 0.00                         |
| 993171 | 494550BF2 | KINDER MORGAN ENERGY PARTNER   | 6.550  | 09/15/40      | 25,000.000  | 02/16/18   | TRANSFER FROM COLUMBIA            | 0.00             | 0.00           | 0.00                         |
| 993171 | 494550BP0 | KINDER MORGAN ENERGY PARTNER   | 5.000  | 03/01/43      | 10,000.000  | 02/16/18   | TRANSFER FROM COLUMBIA            | 0.00             | 0.00           | 0.00                         |
| 993171 | 50077LAB2 | KRAFT HEINZ FOODS CO           | 4.375  | 06/01/46      | 25,000.000  | 02/16/18   | TRANSFER FROM COLUMBIA            | 0.00             | 0.00           | 0.00                         |
| 993171 | 501044DK4 | KROGER CO/THE                  | 4.650  | 01/15/48      | 49,000.000  | 02/16/18   | TRANSFER FROM COLUMBIA            | 0.00             | 0.00           | 0.00                         |
| 646243 | 50247VAB5 | LYB INTERNATIONAL FINANCE BV   | 5.250  | 07/15/43      | 22,000.000  | 01/23/18   | SG AMERICAS SECURITIES LLC, NEW   | 0.00             | 32.08          | 25,429.14                    |
| 993171 | 50247VAB5 | LYB INTERNATIONAL FINANCE BV   | 5.250  | 07/15/43      | 31,000.000  | 02/16/18   | TRANSFER FROM COLUMBIA            | 0.00             | 0.00           | 0.00                         |
| 993171 | 539439AM1 | LLOYDS BANKING GROUP PLC       | 4.582  | 12/10/25      | 75,000.000  | 02/16/18   | TRANSFER FROM COLUMBIA            | 0.00             | 0.00           | 0.00                         |
| 993171 | 539830BD0 | LOCKHEED MARTIN CORP           | 3.800  | 03/01/45      | 26,000.000  | 02/16/18   | TRANSFER FROM COLUMBIA            | 0.00             | 0.00           | 0.00                         |
| 993171 | 540424AS7 | LOEWS CORP                     | 3.750  | 04/01/26      | 25,000.000  | 02/16/18   | TRANSFER FROM COLUMBIA            | 0.00             | 0.00           | 0.00                         |
| 993171 | 55261FAH7 | M&T BANK CORP                  | VAR RT | 12/31/49      | 30,000.000  | 02/16/18   | TRANSFER FROM COLUMBIA            | 0.00             | 0.00           | 0.00                         |

## ANNUAL STATEMENT OF THE CITY OF MEDFORD RETIREMENT SYSTEM FOR THE YEAR ENDED DECEMBER 31, 2018

SCHEDULE 3B  
FIXED INCOME SECURITIES PURCHASED DURING YEAR

| FUND   | CUSIP     | SECURITY DESCRIPTION           | RATE   | MATURITY | PAR VALUE   | TRADE    | NAME OF BROKER                    | COMM | ACCRUED  | COST INCLUDING                  |
|--------|-----------|--------------------------------|--------|----------|-------------|----------|-----------------------------------|------|----------|---------------------------------|
|        |           |                                |        | DATE     |             | DATE     |                                   |      | INT PAID | COMMISSION BUT<br>EXCLUDING INT |
| 646243 | 55336VAN0 | MPLX LP                        | 4.700  | 04/15/48 | 30,000.000  | 02/05/18 | MERRILL LYNCH PIERCE FENNER, CH   | 0.00 | 0.00     | 29,804.40                       |
| 993171 | 55336VAN0 | MPLX LP                        | 4.700  | 04/15/48 | 30,000.000  | 02/16/18 | TRANSFER FROM COLUMBIA            | 0.00 | 0.00     | 0.00                            |
| 993171 | 58013MFA7 | MCDONALD'S CORP                | 4.875  | 12/09/45 | 11,000.000  | 02/16/18 | TRANSFER FROM COLUMBIA            | 0.00 | 0.00     | 0.00                            |
| 993171 | 585055BR6 | MEDTRONIC INC                  | 3.150  | 03/15/22 | 70,000.000  | 02/16/18 | TRANSFER FROM COLUMBIA            | 0.00 | 0.00     | 0.00                            |
| 646243 | 58772QAD8 | MERCEDES-BENZ AUTO LEASE A A3  | 2.410  | 02/16/21 | 25,000.000  | 01/17/18 | mitsubishi UFJ SECURITIES, NEW YC | 0.00 | 0.00     | 24,997.94                       |
| 993171 | 58772QAD8 | MERCEDES-BENZ AUTO LEASE A A3  | 2.410  | 02/16/21 | 25,000.000  | 02/16/18 | TRANSFER FROM COLUMBIA            | 0.00 | 0.00     | 0.00                            |
| 993171 | 59259YDC0 | MET TRANSPRTN AUTH NY REVENUE  | 6.687  | 11/15/40 | 60,000.000  | 02/16/18 | TRANSFER FROM COLUMBIA            | 0.00 | 0.00     | 0.00                            |
| 993171 | 60871RAH3 | MOLSON COORS BREWING CO        | 4.200  | 07/15/46 | 34,000.000  | 02/16/18 | TRANSFER FROM COLUMBIA            | 0.00 | 0.00     | 0.00                            |
| 993171 | 61746BDJ2 | MORGAN STANLEY                 | 3.750  | 02/25/23 | 65,000.000  | 02/16/18 | TRANSFER FROM COLUMBIA            | 0.00 | 0.00     | 0.00                            |
| 993171 | 61746BEE2 | MORGAN STANLEY                 | VAR RT | 01/20/22 | 450,000.000 | 02/28/18 | MORGAN STANLEY & CO INC, NY       | 0.00 | 1,425.79 | 458,347.50                      |
| 993171 | 61746BEE2 | MORGAN STANLEY                 | VAR RT | 01/20/22 | 80,000.000  | 09/20/18 | MIZUHO SECURITIES USA INC, NEW YC | 0.00 | 517.37   | 81,245.60                       |
| 993171 | 61762XAU1 | MORGAN STANLEY BANK OF C12 A4  | VAR RT | 10/15/46 | 110,000.000 | 02/16/18 | TRANSFER FROM COLUMBIA            | 0.00 | 0.00     | 0.00                            |
| 646243 | 61763XAB2 | MORGAN STANLEY BANK OF C18 A2  | 3.194  | 10/15/47 | 95,000.000  | 01/04/18 | MORGAN STANLEY & CO INC, NY       | 0.00 | 59.00    | 96,280.27                       |
| 993171 | 61763XAB2 | MORGAN STANLEY BANK OF C18 A2  | 3.194  | 10/15/47 | 95,000.000  | 02/16/18 | TRANSFER FROM COLUMBIA            | 0.00 | 0.00     | 0.00                            |
| 993171 | 61764RBE7 | MORGAN STANLEY BANK OF C20 A3  | 2.988  | 02/15/48 | 65,000.000  | 02/16/18 | TRANSFER FROM COLUMBIA            | 0.00 | 0.00     | 0.00                            |
| 993171 | 61766CAE9 | MORGAN STANLEY CAPITAL UBS9 A4 | 3.594  | 03/15/49 | 40,000.000  | 02/16/18 | TRANSFER FROM COLUMBIA            | 0.00 | 0.00     | 0.00                            |
| 993171 | 646139X83 | NEW JERSEY ST TURNPIKE AUTH    | 7.102  | 01/01/41 | 50,000.000  | 02/16/18 | TRANSFER FROM COLUMBIA            | 0.00 | 0.00     | 0.00                            |
| 993171 | 65473QBA0 | NISOURCE INC                   | 3.850  | 02/15/23 | 30,000.000  | 02/16/18 | TRANSFER FROM COLUMBIA            | 0.00 | 0.00     | 0.00                            |
| 993171 | 65473QBC6 | NISOURCE INC                   | 4.800  | 02/15/44 | 12,000.000  | 02/16/18 | TRANSFER FROM COLUMBIA            | 0.00 | 0.00     | 0.00                            |
| 993171 | 65473QBF9 | NISOURCE INC                   | 4.375  | 05/15/47 | 11,000.000  | 02/16/18 | TRANSFER FROM COLUMBIA            | 0.00 | 0.00     | 0.00                            |
| 993171 | 65478GAD2 | NISSAN AUTO RECEIVABLES 2 B A3 | 1.750  | 10/15/21 | 90,000.000  | 02/16/18 | TRANSFER FROM COLUMBIA            | 0.00 | 0.00     | 0.00                            |
| 993171 | 65478UAD1 | NISSAN AUTO RECEIVABLES 2 A A3 | 1.340  | 10/15/20 | 23,182.180  | 02/16/18 | TRANSFER FROM COLUMBIA            | 0.00 | 0.00     | 0.00                            |
| 993171 | 65478WAD7 | NISSAN AUTO RECEIVABLES 2 C A3 | 1.180  | 01/15/21 | 33,000.000  | 02/16/18 | TRANSFER FROM COLUMBIA            | 0.00 | 0.00     | 0.00                            |
| 993171 | 65479BAD2 | NISSAN AUTO LEASE TRUST 2 B A3 | 2.050  | 09/15/20 | 75,000.000  | 02/16/18 | TRANSFER FROM COLUMBIA            | 0.00 | 0.00     | 0.00                            |
| 993171 | 655044AG0 | NOBLE ENERGY INC               | 5.250  | 11/15/43 | 6,000.000   | 02/16/18 | TRANSFER FROM COLUMBIA            | 0.00 | 0.00     | 0.00                            |
| 993171 | 655044AJ4 | NOBLE ENERGY INC               | 5.050  | 11/15/44 | 20,000.000  | 02/16/18 | TRANSFER FROM COLUMBIA            | 0.00 | 0.00     | 0.00                            |
| 993171 | 65504LAM9 | NOBLE HOLDING INTERNATIONAL LT | VAR RT | 03/16/18 | 40,000.000  | 02/16/18 | TRANSFER FROM COLUMBIA            | 0.00 | 0.00     | 0.00                            |
| 993171 | 666807BM3 | NORTHROP GRUMMAN CORP          | 2.930  | 01/15/25 | 15,000.000  | 02/16/18 | TRANSFER FROM COLUMBIA            | 0.00 | 0.00     | 0.00                            |
| 993171 | 666807BN1 | NORTHROP GRUMMAN CORP          | 3.250  | 01/15/28 | 25,000.000  | 02/16/18 | TRANSFER FROM COLUMBIA            | 0.00 | 0.00     | 0.00                            |
| 993171 | 666807BP6 | NORTHROP GRUMMAN CORP          | 4.030  | 10/15/47 | 9,000.000   | 02/16/18 | TRANSFER FROM COLUMBIA            | 0.00 | 0.00     | 0.00                            |
| 993171 | 68389XBM6 | ORACLE CORP                    | 2.650  | 07/15/26 | 330,000.000 | 12/14/18 | J.P MORGAN SECURITIES INC, NEW YC | 0.00 | 3,716.63 | 305,154.30                      |
| 993171 | 68389XBN4 | ORACLE CORP                    | 3.250  | 11/15/27 | 25,000.000  | 02/16/18 | TRANSFER FROM COLUMBIA            | 0.00 | 0.00     | 0.00                            |
| 993171 | 68389XBQ7 | ORACLE CORP                    | 4.000  | 11/15/47 | 30,000.000  | 02/16/18 | TRANSFER FROM COLUMBIA            | 0.00 | 0.00     | 0.00                            |
| 646243 | 694308HR1 | PACIFIC GAS & ELECTRIC CO      | 4.000  | 12/01/46 | 20,000.000  | 01/31/18 | BARCLAYS CAP/FIXED INCOME, NEW Y  | 0.00 | 135.56   | 19,593.00                       |
| 993171 | 694308HR1 | PACIFIC GAS & ELECTRIC CO      | 4.000  | 12/01/46 | 20,000.000  | 02/16/18 | TRANSFER FROM COLUMBIA            | 0.00 | 0.00     | 0.00                            |
| 993171 | 694308HS9 | PACIFIC GAS & ELECTRIC CO      | 3.300  | 03/15/27 | 77,000.000  | 02/16/18 | TRANSFER FROM COLUMBIA            | 0.00 | 0.00     | 0.00                            |
| 993171 | 713448DU9 | PEPSICO INC                    | VAR RT | 05/02/22 | 340,000.000 | 04/04/18 | NATIONAL FINL SVCS CORP, NEW YOF  | 0.00 | 1,274.95 | 342,975.60                      |
| 993171 | 713448DU9 | PEPSICO INC                    | VAR RT | 05/02/22 | 285,000.000 | 07/11/18 | MIZUHO SECURITIES USA/FIXED, NEW  | 0.00 | 1,554.93 | 287,299.95                      |
| 993171 | 71654QCC4 | PETROLEOS MEXICANOS            | 6.750  | 09/21/47 | 41,000.000  | 02/16/18 | TRANSFER FROM COLUMBIA            | 0.00 | 0.00     | 0.00                            |
| 993171 | 72650RBA9 | PLAINS ALL AMERICAN PIPELINE L | 5.150  | 06/01/42 | 5,000.000   | 02/16/18 | TRANSFER FROM COLUMBIA            | 0.00 | 0.00     | 0.00                            |

## ANNUAL STATEMENT OF THE CITY OF MEDFORD RETIREMENT SYSTEM FOR THE YEAR ENDED DECEMBER 31, 2018

SCHEDULE 3B  
FIXED INCOME SECURITIES PURCHASED DURING YEAR

| FUND   | CUSIP     | SECURITY DESCRIPTION                  | RATE   | MATURITY | PAR VALUE   | TRADE    | NAME OF BROKER                    | COMM | ACCRUED  | COST INCLUDING                  |
|--------|-----------|---------------------------------------|--------|----------|-------------|----------|-----------------------------------|------|----------|---------------------------------|
|        |           |                                       |        | DATE     |             | DATE     |                                   |      | INT PAID | COMMISSION BUT<br>EXCLUDING INT |
| 993171 | 72650RBE1 | PLAINS ALL AMERICAN PIPELINE L        | 4.700  | 06/15/44 | 25,000.000  | 02/16/18 | TRANSFER FROM COLUMBIA            | 0.00 | 0.00     | 0.00                            |
| 993171 | 72650RBH4 | PLAINS ALL AMERICAN PIPELINE L        | 4.900  | 02/15/45 | 40,000.000  | 02/16/18 | TRANSFER FROM COLUMBIA            | 0.00 | 0.00     | 0.00                            |
| 993171 | 740816AM5 | PRESIDENT & FELLOWS OF HARVARD        | 3.150  | 07/15/46 | 7,000.000   | 02/16/18 | TRANSFER FROM COLUMBIA            | 0.00 | 0.00     | 0.00                            |
| 993171 | 747525AU7 | QUALCOMM INC                          | 3.250  | 05/20/27 | 335,000.000 | 12/11/18 | J.P MORGAN SECURITIES INC, NEW Y  | 0.00 | 695.59   | 307,925.30                      |
| 993171 | 7591EPAK6 | REGIONS FINANCIAL CORP                | 3.200  | 02/08/21 | 50,000.000  | 02/16/18 | TRANSFER FROM COLUMBIA            | 0.00 | 0.00     | 0.00                            |
| 993171 | 76116FAB3 | RESOLUTION FDG CORP PRIN STRIP        | 0.000  | 01/15/30 | 225,000.000 | 02/16/18 | TRANSFER FROM COLUMBIA            | 0.00 | 0.00     | 0.00                            |
| 993171 | 76116FAC1 | RESOLUTION FDG CORP PRIN STRIP        | 0.000  | 04/15/30 | 606,000.000 | 02/16/18 | TRANSFER FROM COLUMBIA            | 0.00 | 0.00     | 0.00                            |
| 993171 | 780097BF7 | ROYAL BANK OF SCOTLAND GROUP F VAR RT |        | 05/15/23 | 95,000.000  | 02/16/18 | TRANSFER FROM COLUMBIA            | 0.00 | 0.00     | 0.00                            |
| 993171 | 816851AU3 | SEMPRA ENERGY                         | 4.050  | 12/01/23 | 30,000.000  | 02/16/18 | TRANSFER FROM COLUMBIA            | 0.00 | 0.00     | 0.00                            |
| 993171 | 83162CVH3 | SBA GTD PARTN CTFS 2013-20B 1         | 2.210  | 02/01/33 | 42,556.560  | 02/16/18 | TRANSFER FROM COLUMBIA            | 0.00 | 0.00     | 0.00                            |
| 993171 | 83162CVK6 | SBA GTD PARTN CTFS 2013-20C 1         | 2.220  | 03/01/33 | 19,025.950  | 02/16/18 | TRANSFER FROM COLUMBIA            | 0.00 | 0.00     | 0.00                            |
| 993171 | 83162CVN0 | SBA GTD PARTN CTFS 2013-20E 1         | 2.070  | 05/01/33 | 33,844.680  | 02/16/18 | TRANSFER FROM COLUMBIA            | 0.00 | 0.00     | 0.00                            |
| 993171 | 83162CXA6 | SBA GTD PARTN CTFS 2015-20E 1         | 2.770  | 05/01/35 | 41,235.360  | 02/16/18 | TRANSFER FROM COLUMBIA            | 0.00 | 0.00     | 0.00                            |
| 993171 | 83162CYD9 | SBA GTD PARTN CTFS 2016-20K 1         | 2.570  | 11/01/36 | 124,246.280 | 02/16/18 | TRANSFER FROM COLUMBIA            | 0.00 | 0.00     | 0.00                            |
| 993171 | 83162CYE7 | SBA GTD PARTN CTFS 2016-20L 1         | 2.810  | 12/01/36 | 80,825.010  | 02/16/18 | TRANSFER FROM COLUMBIA            | 0.00 | 0.00     | 0.00                            |
| 993171 | 83162CYG2 | SBA GTD PARTN CTFS 2017-20A 1         | 2.800  | 01/01/37 | 147,124.080 | 02/16/18 | TRANSFER FROM COLUMBIA            | 0.00 | 0.00     | 0.00                            |
| 993171 | 83162CYN7 | SBA GTD PARTN CTFS 2017-20D 1         | 2.840  | 04/01/37 | 68,629.360  | 02/16/18 | TRANSFER FROM COLUMBIA            | 0.00 | 0.00     | 0.00                            |
| 993171 | 83162CYR8 | SBA GTD PARTN CTFS 2017-20F 1         | 2.810  | 06/01/37 | 24,505.450  | 02/16/18 | TRANSFER FROM COLUMBIA            | 0.00 | 0.00     | 0.00                            |
| 993171 | 83162CYU1 | SBA GTD PARTN CTFS 2017-20H 1         | 2.750  | 08/01/37 | 68,191.580  | 02/16/18 | TRANSFER FROM COLUMBIA            | 0.00 | 0.00     | 0.00                            |
| 993171 | 83162CYW7 | SBA GTD PARTN CTFS 2017-20I 1         | 2.590  | 09/01/37 | 120,000.000 | 02/16/18 | TRANSFER FROM COLUMBIA            | 0.00 | 0.00     | 0.00                            |
| 993171 | 83162CZ0  | SBA GTD PARTN CTFS 2017-20K 1         | 2.790  | 11/01/37 | 35,000.000  | 02/16/18 | TRANSFER FROM COLUMBIA            | 0.00 | 0.00     | 0.00                            |
| 993171 | 842400FR9 | SOUTHERN CALIFORNIA EDISON CO         | 3.875  | 06/01/21 | 20,000.000  | 02/16/18 | TRANSFER FROM COLUMBIA            | 0.00 | 0.00     | 0.00                            |
| 993171 | 842587CV7 | SOUTHERN CO/THE                       | 3.250  | 07/01/26 | 50,000.000  | 02/16/18 | TRANSFER FROM COLUMBIA            | 0.00 | 0.00     | 0.00                            |
| 993171 | 857477AR4 | STATE STREET CORP                     | VAR RT | 08/18/20 | 495,000.000 | 03/05/18 | MIZUHO SECURITIES USA/FIXED, NEW  | 0.00 | 574.39   | 504,281.25                      |
| 993171 | 857477AY9 | STATE STREET CORP                     | VAR RT | 06/01/77 | 167,000.000 | 02/16/18 | TRANSFER FROM COLUMBIA            | 0.00 | 0.00     | 0.00                            |
| 993171 | 89190BAD0 | TOYOTA AUTO RECEIVABLES 2 B A3        | 1.760  | 07/15/21 | 35,000.000  | 02/16/18 | TRANSFER FROM COLUMBIA            | 0.00 | 0.00     | 0.00                            |
| 993171 | 89231LAD9 | TOYOTA AUTO RECEIVABLES 2 D A3        | 1.230  | 10/15/20 | 60,000.000  | 02/16/18 | TRANSFER FROM COLUMBIA            | 0.00 | 0.00     | 0.00                            |
| 993171 | 89352HAB5 | TRANSCANADA PIPELINES LTD             | 5.850  | 03/15/36 | 35,000.000  | 02/16/18 | TRANSFER FROM COLUMBIA            | 0.00 | 0.00     | 0.00                            |
| 993171 | 90276WAR8 | UBS COMMERCIAL MORTGAGE C7 A3         | 3.418  | 12/15/50 | 145,000.000 | 02/16/18 | TRANSFER FROM COLUMBIA            | 0.00 | 0.00     | 0.00                            |
| 993171 | 90290AAC1 | USAA AUTO OWNER TRUST 201 1 A3        | 1.700  | 05/17/21 | 25,000.000  | 02/16/18 | TRANSFER FROM COLUMBIA            | 0.00 | 0.00     | 0.00                            |
| 993171 | 90331HNQ2 | US BANK NA/CINCINNATI OH              | VAR RT | 04/26/21 | 610,000.000 | 07/10/18 | MIZUHO SECURITIES USA/FIXED, NEW  | 0.00 | 3,498.83 | 610,933.30                      |
| 993171 | 91086QBB3 | MEXICO GOVERNMENT INTERNATIONAL       | 4.750  | 03/08/44 | 20,000.000  | 02/16/18 | TRANSFER FROM COLUMBIA            | 0.00 | 0.00     | 0.00                            |
| 993171 | 911312BB1 | UNITED PARCEL SERVICE INC             | VAR RT | 05/16/22 | 245,000.000 | 07/11/18 | MIZUHO SECURITIES USA/FIXED, NEW  | 0.00 | 1,069.70 | 246,869.35                      |
| 993171 | 91159HHM5 | US BANCORP                            | 3.100  | 04/27/26 | 88,000.000  | 02/16/18 | TRANSFER FROM COLUMBIA            | 0.00 | 0.00     | 0.00                            |
| 993171 | 912803DJ9 | U S TREASURY BD PRIN STRIP            | 0.000  | 11/15/39 | 278,000.000 | 02/16/18 | TRANSFER FROM COLUMBIA            | 0.00 | 0.00     | 0.00                            |
| 993171 | 912803EE9 | U S TREASURY BD PRIN STRIP            | 0.000  | 11/15/43 | 820,000.000 | 02/16/18 | TRANSFER FROM COLUMBIA            | 0.00 | 0.00     | 0.00                            |
| 993171 | 912810FM5 | U S TREASURY BOND                     | 6.250  | 05/15/30 | 160,000.000 | 04/19/18 | MERRILL LYNCH PIERCE FENNER SMI   | 0.00 | 4,392.27 | 213,850.00                      |
| 993171 | 912810FM5 | U S TREASURY BOND                     | 6.250  | 05/15/30 | 205,000.000 | 04/25/18 | MERRILL LYNCH PIERCE FENNER SMI   | 0.00 | 5,769.16 | 270,984.38                      |
| 993171 | 912810FM5 | U S TREASURY BOND                     | 6.250  | 05/15/30 | 120,000.000 | 05/15/18 | INDUSTRIAL & COMM BK OF CHINA, NE | 0.00 | 61.14    | 157,818.75                      |
| 993171 | 912810FM5 | U S TREASURY BOND                     | 6.250  | 05/15/30 | 115,000.000 | 07/23/18 | GREAT PACIFIC SECS INC, CALIFORNI | 0.00 | 1,386.72 | 152,240.23                      |

## ANNUAL STATEMENT OF THE CITY OF MEDFORD RETIREMENT SYSTEM FOR THE YEAR ENDED DECEMBER 31, 2018

SCHEDULE 3B  
FIXED INCOME SECURITIES PURCHASED DURING YEAR

| FUND   | CUSIP     | SECURITY DESCRIPTION | RATE  | MATURITY |               | TRADE    |                                   | NAME OF BROKER | COMM     | ACCRUED                         | COST INCLUDING |
|--------|-----------|----------------------|-------|----------|---------------|----------|-----------------------------------|----------------|----------|---------------------------------|----------------|
|        |           |                      |       | DATE     | PAR VALUE     | DATE     | INT PAID                          |                |          | COMMISSION BUT<br>EXCLUDING INT |                |
| 993171 | 912810FM5 | U S TREASURY BOND    | 6.250 | 05/15/30 | 195,000.000   | 09/19/18 | ICBC FINANCIAL SERVICES LLC, NEW  | 0.00           | 4,272.25 | 255,069.14                      |                |
| 993171 | 912810RS9 | U S TREASURY BOND    | 2.500 | 05/15/46 | 1,000,000.000 | 02/22/18 | INDUSTRIAL & COMM BK OF CHINA, NE | 0.00           | 7,113.26 | 868,281.25                      |                |
| 993171 | 912810RS9 | U S TREASURY BOND    | 2.500 | 05/15/46 | 900,000.000   | 02/27/18 | INDUSTRIAL & COMM BK OF CHINA, NE | 0.00           | 6,588.40 | 783,562.50                      |                |
| 993171 | 912810RS9 | U S TREASURY BOND    | 2.500 | 05/15/46 | 190,000.000   | 02/28/18 | MERRILL LYNCH PIERCE FENNER SMI'  | 0.00           | 1,404.01 | 167,496.88                      |                |
| 993171 | 912810RS9 | U S TREASURY BOND    | 2.500 | 05/15/46 | 165,000.000   | 02/28/18 | MERRILL LYNCH PIERCE FENNER SMI'  | 0.00           | 1,219.27 | 144,864.84                      |                |
| 993171 | 912810RS9 | U S TREASURY BOND    | 2.500 | 05/15/46 | 85,000.000    | 05/15/18 | LOOP CAPITAL MARKETS, NEW YORK    | 0.00           | 17.32    | 73,950.00                       |                |
| 993171 | 912810RS9 | U S TREASURY BOND    | 2.500 | 05/15/46 | 20,000.000    | 05/16/18 | LOOP CAPITAL MARKETS, NEW YORK    | 0.00           | 8.15     | 17,390.63                       |                |
| 993171 | 912810RS9 | U S TREASURY BOND    | 2.500 | 05/15/46 | 160,000.000   | 05/18/18 | LOOP CAPITAL MARKETS, NEW YORK    | 0.00           | 76.09    | 139,400.00                      |                |
| 993171 | 912810RS9 | U S TREASURY BOND    | 2.500 | 05/15/46 | 225,000.000   | 07/23/18 | GREAT PACIFIC SECS INC, CALIFORNI | 0.00           | 1,085.26 | 199,740.23                      |                |
| 993171 | 912810RS9 | U S TREASURY BOND    | 2.500 | 05/15/46 | 465,000.000   | 09/18/18 | ICBC FINANCIAL SERVICES LLC, NEW  | 0.00           | 4,043.48 | 405,113.09                      |                |
| 993171 | 912810RS9 | U S TREASURY BOND    | 2.500 | 05/15/46 | 355,000.000   | 09/19/18 | ICBC FINANCIAL SERVICES LLC, NEW  | 0.00           | 3,111.07 | 307,934.77                      |                |
| 993171 | 912810RS9 | U S TREASURY BOND    | 2.500 | 05/15/46 | 235,000.000   | 10/09/18 | GREAT PACIFIC SECS INC, CALIFORNI | 0.00           | 2,378.74 | 197,528.52                      |                |
| 993171 | 912810RS9 | U S TREASURY BOND    | 2.500 | 05/15/46 | 145,000.000   | 12/14/18 | LOOP CAPITAL MARKETS, NEW YORK    | 0.00           | 330.46   | 127,724.61                      |                |
| 993171 | 912810RS9 | U S TREASURY BOND    | 2.500 | 05/15/46 | 190,000.000   | 12/21/18 | CANTOR FITZGERALD CASTLEOAK, NE   | 0.00           | 537.98   | 171,207.81                      |                |
| 646243 | 912810RY6 | U S TREASURY BOND    | 2.750 | 08/15/47 | 30,000.000    | 01/31/18 | WELLS FARGO SECURITIES, LLC, NEV  | 0.00           | 381.11   | 28,880.86                       |                |
| 646243 | 912810RY6 | U S TREASURY BOND    | 2.750 | 08/15/47 | 8,000.000     | 02/01/18 | WELLS FARGO SECURITIES, LLC, NEV  | 0.00           | 102.23   | 7,669.38                        |                |
| 646243 | 912810RY6 | U S TREASURY BOND    | 2.750 | 08/15/47 | 3,000.000     | 02/05/18 | CITIGROUP GBL MKTS/SALOMON, NEV   | 0.00           | 39.46    | 2,786.13                        |                |
| 993171 | 912810RY6 | U S TREASURY BOND    | 2.750 | 08/15/47 | 111,000.000   | 02/16/18 | TRANSFER FROM COLUMBIA            | 0.00           | 0.00     | 0.00                            |                |
| 993171 | 9128282R0 | U S TREASURY NOTE    | 2.250 | 08/15/27 | 54,300.000    | 02/16/18 | TRANSFER FROM COLUMBIA            | 0.00           | 0.00     | 0.00                            |                |
| 993171 | 9128282V1 | U S TREASURY NOTE    | 1.375 | 09/15/20 | 100,000.000   | 02/16/18 | TRANSFER FROM COLUMBIA            | 0.00           | 0.00     | 0.00                            |                |
| 993171 | 9128283C2 | U S TREASURY NOTE    | 2.000 | 10/31/22 | 1,195,000.000 | 02/28/18 | MERRILL LYNCH PIERCE FENNER SMI'  | 0.00           | 8,054.70 | 1,160,830.47                    |                |
| 646243 | 9128283F5 | U S TREASURY NOTE    | 2.250 | 11/15/27 | 8,000.000     | 01/04/18 | J.P. MORGAN SECURITIES LLC, NEW Y | 0.00           | 26.85    | 7,847.19                        |                |
| 646243 | 9128283F5 | U S TREASURY NOTE    | 2.250 | 11/15/27 | 15,000.000    | 01/05/18 | GOLDMAN SACHS & CO, NY            | 0.00           | 51.28    | 14,709.38                       |                |
| 646243 | 9128283F5 | U S TREASURY NOTE    | 2.250 | 11/15/27 | 16,000.000    | 01/05/18 | GOLDMAN SACHS & CO, NY            | 0.00           | 54.70    | 15,681.25                       |                |
| 646243 | 9128283F5 | U S TREASURY NOTE    | 2.250 | 11/15/27 | 67,000.000    | 02/12/18 | MORGAN STANLEY & CO INC, NY       | 0.00           | 378.96   | 63,440.63                       |                |
| 993171 | 9128283F5 | U S TREASURY NOTE    | 2.250 | 11/15/27 | 77,000.000    | 02/16/18 | TRANSFER FROM COLUMBIA            | 0.00           | 0.00     | 0.00                            |                |
| 993171 | 9128283G3 | U S TREASURY NOTE    | 1.750 | 11/15/20 | 178,000.000   | 02/16/18 | TRANSFER FROM COLUMBIA            | 0.00           | 0.00     | 0.00                            |                |
| 993171 | 9128283J7 | U S TREASURY NOTE    | 2.125 | 11/30/24 | 167,000.000   | 02/16/18 | TRANSFER FROM COLUMBIA            | 0.00           | 0.00     | 0.00                            |                |
| 646243 | 9128283V0 | U S TREASURY NOTE    | 2.500 | 01/31/25 | 91,000.000    | 01/31/18 | WELLS FARGO SECURITIES, LLC, NEV  | 0.00           | 6.28     | 90,072.23                       |                |
| 993171 | 9128283V0 | U S TREASURY NOTE    | 2.500 | 01/31/25 | 91,000.000    | 02/16/18 | TRANSFER FROM COLUMBIA            | 0.00           | 0.00     | 0.00                            |                |
| 646243 | 9128283X6 | U S TREASURY NOTE    | 2.250 | 02/15/21 | 380,000.000   | 02/09/18 | MORGAN STANLEY & CO INC, NY       | 0.00           | 0.00     | 379,643.75                      |                |
| 993171 | 9128283X6 | U S TREASURY NOTE    | 2.250 | 02/15/21 | 380,000.000   | 02/16/18 | TRANSFER FROM COLUMBIA            | 0.00           | 0.00     | 0.00                            |                |
| 993171 | 912828B66 | U S TREASURY NOTE    | 2.750 | 02/15/24 | 1,565,000.000 | 09/18/18 | FIRST TENNESSEE BANK NA BD DIV, N | 0.00           | 4,210.19 | 1,549,999.79                    |                |
| 993171 | 912828L40 | U S TREASURY NOTE    | 1.000 | 09/15/18 | 550,000.000   | 06/14/18 | MERRILL LYNCH PIERCE FENNER SMI'  | 0.00           | 1,419.84 | 548,796.88                      |                |
| 993171 | 912828L40 | U S TREASURY NOTE    | 1.000 | 09/15/18 | 175,000.000   | 06/29/18 | MERRILL LYNCH PIERCE FENNER SMI'  | 0.00           | 523.10   | 174,692.38                      |                |
| 993171 | 912828M80 | U S TREASURY NOTE    | 2.000 | 11/30/22 | 430,000.000   | 02/16/18 | TRANSFER FROM COLUMBIA            | 0.00           | 0.00     | 0.00                            |                |
| 993171 | 912828M80 | U S TREASURY NOTE    | 2.000 | 11/30/22 | 1,715,000.000 | 02/28/18 | MERRILL LYNCH PIERCE FENNER SMI'  | 0.00           | 8,669.23 | 1,665,157.81                    |                |
| 646243 | 912828N30 | U S TREASURY NOTE    | 2.125 | 12/31/22 | 388,000.000   | 01/05/18 | HSBC SEC INC NY USA, NEW YORK     | 0.00           | 182.21   | 385,135.47                      |                |
| 993171 | 912828N30 | U S TREASURY NOTE    | 2.125 | 12/31/22 | 221,000.000   | 02/16/18 | TRANSFER FROM COLUMBIA            | 0.00           | 0.00     | 0.00                            |                |
| 993171 | 912828P46 | U S TREASURY NOTE    | 1.625 | 02/15/26 | 640,000.000   | 02/28/18 | MERRILL LYNCH PIERCE FENNER SMI'  | 0.00           | 430.94   | 583,400.00                      |                |



## ANNUAL STATEMENT OF THE CITY OF MEDFORD RETIREMENT SYSTEM FOR THE YEAR ENDED DECEMBER 31, 2018

SCHEDULE 3B  
FIXED INCOME SECURITIES PURCHASED DURING YEAR

| FUND            | CUSIP     | SECURITY DESCRIPTION           | RATE   | MATURITY | PAR VALUE     | TRADE    | NAME OF BROKER                    | COMM | ACCRUED    | COST INCLUDING                  |
|-----------------|-----------|--------------------------------|--------|----------|---------------|----------|-----------------------------------|------|------------|---------------------------------|
|                 |           |                                |        | DATE     |               | DATE     |                                   |      | INT PAID   | COMMISSION BUT<br>EXCLUDING INT |
| 993171          | 912828X88 | U S TREASURY NOTE              | 2.375  | 05/15/27 | 485,000.000   | 02/28/18 | MERRILL LYNCH PIERCE FENNER SMI   | 0.00 | 3,404.71   | 464,387.50                      |
| 993171          | 912828X88 | U S TREASURY NOTE              | 2.375  | 05/15/27 | 630,000.000   | 04/25/18 | MERRILL LYNCH PIERCE FENNER SMI   | 0.00 | 6,737.26   | 597,909.38                      |
| 993171          | 912828X88 | U S TREASURY NOTE              | 2.375  | 05/15/27 | 1,080,000.000 | 05/15/18 | MERRILL LYNCH PIERCE FENNER SMI   | 0.00 | 209.10     | 1,020,431.25                    |
| 993171          | 912828X88 | U S TREASURY NOTE              | 2.375  | 05/15/27 | 735,000.000   | 09/19/18 | ICBC FINANCIAL SERVICES LLC, NEW  | 0.00 | 6,119.17   | 697,044.14                      |
| 993171          | 912828X88 | U S TREASURY NOTE              | 2.375  | 05/15/27 | 140,000.000   | 10/18/18 | LOOP CAPITAL MARKETS, NEW YORK    | 0.00 | 1,445.65   | 131,840.63                      |
| 993171          | 912828XR6 | U S TREASURY NOTE              | 1.750  | 05/31/22 | 442,000.000   | 02/16/18 | TRANSFER FROM COLUMBIA            | 0.00 | 0.00       | 0.00                            |
| 993171          | 912828XT2 | U S TREASURY NOTE              | 2.000  | 05/31/24 | 430,000.000   | 02/16/18 | TRANSFER FROM COLUMBIA            | 0.00 | 0.00       | 0.00                            |
| 993171          | 91324PDP4 | UNITEDHEALTH GROUP INC         | 3.875  | 12/15/28 | 305,000.000   | 12/27/18 | MIZUHO SECURITIES USA INC, NEW YI | 0.00 | 459.62     | 307,659.60                      |
| 993171          | 917542QR6 | UTAH ST                        | 4.554  | 07/01/24 | 95,000.000    | 02/16/18 | TRANSFER FROM COLUMBIA            | 0.00 | 0.00       | 0.00                            |
| 993171          | 92343VEA8 | VERIZON COMMUNICATIONS INC     | 4.500  | 08/10/33 | 45,000.000    | 02/16/18 | TRANSFER FROM COLUMBIA            | 0.00 | 0.00       | 0.00                            |
| 993171          | 929089AB6 | VOYA FINANCIAL INC             | 3.650  | 06/15/26 | 35,000.000    | 02/16/18 | TRANSFER FROM COLUMBIA            | 0.00 | 0.00       | 0.00                            |
| 993171          | 929089AC4 | VOYA FINANCIAL INC             | 4.800  | 06/15/46 | 14,000.000    | 02/16/18 | TRANSFER FROM COLUMBIA            | 0.00 | 0.00       | 0.00                            |
| 993171          | 92930RBB7 | WFRBS COMMERCIAL MORTGAG C9 /  | 2.870  | 11/15/45 | 139,212.220   | 02/16/18 | TRANSFER FROM COLUMBIA            | 0.00 | 0.00       | 0.00                            |
| 993171          | 949746SB8 | WELLS FARGO & CO               | VAR RT | 07/26/21 | 490,000.000   | 02/28/18 | MERRILL LYNCH PIERCE FENNER, CH/  | 0.00 | 1,323.15   | 500,569.30                      |
| 993171          | 949746SH5 | WELLS FARGO & CO               | 3.000  | 10/23/26 | 60,000.000    | 02/16/18 | TRANSFER FROM COLUMBIA            | 0.00 | 0.00       | 0.00                            |
| 993171          | 976657AL0 | WEC ENERGY GROUP INC           | 3.550  | 06/15/25 | 10,000.000    | 02/16/18 | TRANSFER FROM COLUMBIA            | 0.00 | 0.00       | 0.00                            |
| 993171          | 981464EY2 | WORLD FINANCIAL NETWORK CR B A | 2.550  | 06/17/24 | 90,000.000    | 02/16/18 | TRANSFER FROM COLUMBIA            | 0.00 | 0.00       | 0.00                            |
| 993171          | 981464GC8 | WORLD FINANCIAL NETWORK CR B A | 1.980  | 06/15/23 | 90,000.000    | 02/16/18 | TRANSFER FROM COLUMBIA            | 0.00 | 0.00       | 0.00                            |
| 993171          | 98161FAD7 | WORLD OMNI AUTOMOBILE LEA A A3 | 1.450  | 08/15/19 | 45,000.000    | 02/16/18 | TRANSFER FROM COLUMBIA            | 0.00 | 0.00       | 0.00                            |
| 646243          | 98161VAC4 | WORLD OMNI AUTO RECEIVABL A A3 | 2.500  | 04/17/23 | 78,000.000    | 01/30/18 | WELLS FARGO SECURITIES LLC, CHAF  | 0.00 | 0.00       | 77,980.31                       |
| 993171          | 98161VAC4 | WORLD OMNI AUTO RECEIVABL A A3 | 2.500  | 04/17/23 | 78,000.000    | 02/16/18 | TRANSFER FROM COLUMBIA            | 0.00 | 0.00       | 0.00                            |
| 993171          | 98162EAC1 | WORLD OMNI AUTO RECEIVABL A A3 | 1.930  | 09/15/22 | 60,000.000    | 02/16/18 | TRANSFER FROM COLUMBIA            | 0.00 | 0.00       | 0.00                            |
| SCHEDULE TOTALS |           |                                |        |          |               |          |                                   | 0.00 | 140,093.81 | 39,741,753.37                   |

ANNUAL STATEMENT OF THE CITY OF MEDFORD RETIREMENT SYSTEM FOR THE YEAR ENDED DECEMBER 31, 2018

SCHEDULE 3C  
FIXED INCOME SECURITIES SOLD DURING YEAR

| FUND   | CUSIP     | SECURITY DESCRIPTION           | MATURITY |          | PAR VALUE   | TRADE    |      | NAME OF BROKER                  | COMM | PROCEEDS FROM SALE | BOOK VALUE | PROFIT/LOSS ON SALE | INTEREST RECEIVED DURING YEAR |
|--------|-----------|--------------------------------|----------|----------|-------------|----------|------|---------------------------------|------|--------------------|------------|---------------------|-------------------------------|
|        |           |                                | RATE     | DATE     |             | DATE     | DATE |                                 |      |                    |            |                     |                               |
| 646243 | 00206RDR0 | AT&T INC                       | 5.250    | 03/01/37 | 69,000.000  | 02/16/18 |      | TRANSFER TO GARCIA HAMILTON     | 0.00 | 0.00               | 0.00       | 0.00                | 0.00                          |
| 993171 | 00206RDR0 | AT&T INC                       | 5.250    | 03/01/37 | 69,000.000  | 02/21/18 |      | MILLENNIUM ADVISORS LLC, NEW Y  | 0.00 | 70,915.44          | 72,975.78  | (2,060.34)          | 1,730.75                      |
| 646243 | 00206REN8 | AT&T INC                       | 4.900    | 08/14/37 | 25,000.000  | 02/16/18 |      | TRANSFER TO GARCIA HAMILTON     | 0.00 | 0.00               | 0.00       | 0.00                | 636.32                        |
| 993171 | 00206REN8 | AT&T INC                       | 4.900    | 08/14/37 | 25,000.000  | 02/21/18 |      | MILLENNIUM ADVISORS LLC, NEW Y  | 0.00 | 24,881.75          | 25,315.00  | (433.25)            | 30.63                         |
| 646243 | 00507UAS0 | ALLERGAN FUNDING SCS           | 3.800    | 03/15/25 | 55,000.000  | 02/16/18 |      | TRANSFER TO GARCIA HAMILTON     | 0.00 | 0.00               | 0.00       | 0.00                | 0.00                          |
| 993171 | 00507UAS0 | ALLERGAN FUNDING SCS           | 3.800    | 03/15/25 | 55,000.000  | 02/27/18 |      | US BANCORP INVESTMENTS INC., N  | 0.00 | 54,161.25          | 55,992.75  | (1,831.50)          | 963.72                        |
| 646243 | 01F022410 | COMMIT TO PUR FNMA SF MTG      | 2.500    | 01/01/33 | 155,000.000 | 01/09/18 |      | J.P. MORGAN SECURITIES LLC, NEV | 0.00 | 154,031.25         | 154,758.20 | (726.95)            | 172.22                        |
| 646243 | 01F022428 | COMMIT TO PUR FNMA SF MTG      | 2.500    | 02/01/33 | 155,000.000 | 02/09/18 |      | J.P. MORGAN SECURITIES LLC, NEV | 0.00 | 151,609.38         | 153,910.16 | (2,300.78)          | 150.69                        |
| 646243 | 01F022436 | COMMIT TO PUR FNMA SF MTG      | 2.500    | 03/01/33 | 155,000.000 | 03/07/18 |      | WELLS FARGO SECURITIES, LLC, N  | 0.00 | 151,118.95         | 151,439.84 | (320.89)            | 301.38                        |
| 646243 | 01F022436 | COMMIT TO PUR FNMA SF MTG      | 2.500    | 03/01/33 | 155,000.000 | 03/12/18 |      | J.P. MORGAN SECURITIES LLC, NEV | 0.00 | 151,355.08         | 151,355.08 | 0.00                | 0.00                          |
| 646243 | 01F030413 | COMMIT TO PUR FNMA SF MTG      | 3.000    | 01/01/33 | 230,000.000 | 01/09/18 |      | WELLS FARGO SECURITIES, LLC, N  | 0.00 | 233,270.31         | 234,268.80 | (998.49)            | 306.67                        |
| 646243 | 01F030421 | COMMIT TO PUR FNMA SF MTG      | 3.000    | 02/01/33 | 230,000.000 | 02/09/18 |      | WELLS FARGO SECURITIES, LLC, N  | 0.00 | 230,000.00         | 233,063.67 | (3,063.67)          | 268.33                        |
| 646243 | 01F030439 | COMMIT TO PUR FNMA SF MTG      | 3.000    | 03/01/33 | 230,000.000 | 03/07/18 |      | WELLS FARGO SECURITIES, LLC, N  | 0.00 | 229,029.69         | 229,685.55 | (655.86)            | 268.33                        |
| 646243 | 01F030611 | COMMIT TO PUR FNMA SF MTG      | 3.000    | 01/01/48 | 120,000.000 | 01/05/18 |      | MORGAN STANLEY & CO INC, NY     | 0.00 | 119,690.63         | 120,000.00 | (309.37)            | 100.00                        |
| 646243 | 01F030629 | COMMIT TO PUR FNMA SF MTG      | 3.000    | 02/01/48 | 375,000.000 | 02/06/18 |      | MORGAN STANLEY & CO INC, NY     | 0.00 | 366,269.53         | 367,439.06 | (1,169.53)          | 375.00                        |
| 646243 | 01F030637 | COMMIT TO PUR FNMA SF MTG      | 3.000    | 03/01/48 | 375,000.000 | 03/07/18 |      | MORGAN STANLEY & CO INC, NY     | 0.00 | 362,666.02         | 365,712.89 | (3,046.87)          | 375.00                        |
| 646243 | 01F032419 | COMMIT TO PUR FNMA SF MTG      | 3.500    | 01/01/33 | 145,000.000 | 01/09/18 |      | WELLS FARGO SECURITIES, LLC, N  | 0.00 | 149,304.69         | 149,664.65 | (359.96)            | 225.56                        |
| 646243 | 01F032427 | COMMIT TO PUR FNMA SF MTG      | 3.500    | 02/01/33 | 145,000.000 | 02/09/18 |      | WELLS FARGO SECURITIES, LLC, N  | 0.00 | 147,967.97         | 149,185.74 | (1,217.77)          | 197.36                        |
| 646243 | 01F032435 | COMMIT TO PUR FNMA SF MTG      | 3.500    | 03/01/33 | 145,000.000 | 03/07/18 |      | WELLS FARGO SECURITIES, LLC, N  | 0.00 | 147,537.50         | 147,741.41 | (203.91)            | 197.36                        |
| 646243 | 01F040610 | COMMIT TO PUR FNMA SF MTG      | 4.000    | 01/01/48 | 719,000.000 | 01/05/18 |      | GOLDMAN SACHS & CO, NY          | 0.00 | 751,411.17         | 751,887.06 | (475.89)            | 798.89                        |
| 646243 | 01F040628 | COMMIT TO PUR FNMA SF MTG      | 4.000    | 02/01/48 | 719,000.000 | 02/06/18 |      | GOLDMAN SACHS & CO, NY          | 0.00 | 741,524.92         | 750,371.99 | (8,847.07)          | 958.67                        |
| 646243 | 01F040636 | COMMIT TO PUR FNMA SF MTG      | 4.000    | 03/01/48 | 719,000.000 | 03/06/18 |      | GOLDMAN SACHS & CO, NY          | 0.00 | 734,980.90         | 740,261.05 | (5,280.15)          | 1,917.34                      |
| 646243 | 01F040636 | COMMIT TO PUR FNMA SF MTG      | 4.000    | 03/01/48 | 719,000.000 | 03/07/18 |      | GOLDMAN SACHS & CO, NY          | 0.00 | 735,317.93         | 734,980.90 | 337.03              | 0.00                          |
| 646243 | 01F040644 | COMMIT TO PUR FNMA SF MTG      | 4.000    | 04/01/48 | 719,000.000 | 03/07/18 |      | GOLDMAN SACHS & CO, NY          | 0.00 | 733,829.38         | 733,829.38 | 0.00                | 878.78                        |
| 646243 | 02005AGP7 | ALLY MASTER OWNER TRUST 1 A2   | 2.700    | 01/17/23 | 90,000.000  | 02/16/18 |      | TRANSFER TO GARCIA HAMILTON     | 0.00 | 0.00               | 0.00       | 0.00                | 0.00                          |
| 993171 | 02005AGP7 | ALLY MASTER OWNER TRUST 1 A2   | 2.700    | 01/17/23 | 90,000.000  | 02/27/18 |      | BB&T SECURITIES, LLC, RICHMOND  | 0.00 | 88,762.50          | 89,988.09  | (1,225.59)          | 94.50                         |
| 646243 | 02007FAC9 | ALLY AUTO RECEIVABLES TRU 4 A3 | 1.750    | 12/15/21 | 75,000.000  | 02/16/18 |      | TRANSFER TO GARCIA HAMILTON     | 0.00 | 0.00               | 0.00       | 0.00                | 218.74                        |
| 993171 | 02007FAC9 | ALLY AUTO RECEIVABLES TRU 4 A3 | 1.750    | 12/15/21 | 75,000.000  | 02/27/18 |      | BB&T SECURITIES, LLC, RICHMOND  | 0.00 | 73,218.75          | 74,400.00  | (1,181.25)          | 47.40                         |
| 646243 | 023135AN6 | AMAZON.COM INC                 | 3.800    | 12/05/24 | 50,000.000  | 02/16/18 |      | TRANSFER TO GARCIA HAMILTON     | 0.00 | 0.00               | 0.00       | 0.00                | 0.00                          |
| 993171 | 023135AN6 | AMAZON.COM INC                 | 3.800    | 12/05/24 | 50,000.000  | 02/27/18 |      | GREAT PACIFIC SECS INC, CALIFOF | 0.00 | 51,329.65          | 52,808.00  | (1,478.35)          | 453.89                        |
| 646243 | 02582JHL7 | AMERICAN EXPRESS CREDIT AC 7 A | 2.350    | 05/15/25 | 115,000.000 | 02/16/18 |      | TRANSFER TO GARCIA HAMILTON     | 0.00 | 0.00               | 0.00       | 0.00                | 450.42                        |
| 993171 | 02582JHL7 | AMERICAN EXPRESS CREDIT AC 7 A | 2.350    | 05/15/25 | 115,009.289 | 02/27/18 |      | BK OF NEW YORK MELLON/TORON     | 0.00 | 111,478.13         | 114,635.45 | (3,157.32)          | 97.59                         |
| 646243 | 026874DH7 | AMERICAN INTERNATIONAL GROUP   | 3.900    | 04/01/26 | 55,000.000  | 02/16/18 |      | TRANSFER TO GARCIA HAMILTON     | 0.00 | 0.00               | 0.00       | 0.00                | 0.00                          |
| 993171 | 026874DH7 | AMERICAN INTERNATIONAL GROUP   | 3.900    | 04/01/26 | 55,000.000  | 02/27/18 |      | US BANCORP INVESTMENTS INC., N  | 0.00 | 54,832.25          | 57,035.55  | (2,203.30)          | 893.75                        |
| 646243 | 031162BZ2 | AMGEN INC                      | 4.400    | 05/01/45 | 35,000.000  | 02/16/18 |      | TRANSFER TO GARCIA HAMILTON     | 0.00 | 0.00               | 0.00       | 0.00                | 0.00                          |
| 993171 | 031162BZ2 | AMGEN INC                      | 4.400    | 05/01/45 | 35,000.000  | 02/21/18 |      | GREAT PACIFIC SECS INC, CALIFOF | 0.00 | 34,898.89          | 38,081.40  | (3,182.51)          | 479.11                        |
| 646243 | 035242AN6 | ANHEUSER-BUSCH INBEV FINANCE   | 4.900    | 02/01/46 | 41,000.000  | 02/16/18 |      | TRANSFER TO GARCIA HAMILTON     | 0.00 | 0.00               | 0.00       | 0.00                | 1,004.50                      |
| 993171 | 035242AN6 | ANHEUSER-BUSCH INBEV FINANCE   | 4.900    | 02/01/46 | 41,000.000  | 02/21/18 |      | US BANCORP INVESTMENTS INC., N  | 0.00 | 43,966.76          | 47,518.59  | (3,551.83)          | 122.77                        |
| 646243 | 037833BX7 | APPLE INC                      | 4.650    | 02/23/46 | 44,000.000  | 02/16/18 |      | TRANSFER TO GARCIA HAMILTON     | 0.00 | 0.00               | 0.00       | 0.00                | 0.00                          |
| 993171 | 037833BX7 | APPLE INC                      | 4.650    | 02/23/46 | 44,000.000  | 02/28/18 |      | US BANCORP INVESTMENTS INC., N  | 0.00 | 47,714.92          | 51,525.76  | (3,810.84)          | 1,074.15                      |
| 646243 | 055657AB6 | BMW VEHICLE LEASE TRUST 1 A2   | 1.640    | 07/22/19 | 2,146.270   | 01/20/18 |      | PRINCIPAL PAYMENT               | 0.00 | 2,146.27           | 2,144.27   | 2.00                | 35.37                         |
| 646243 | 055657AB6 | BMW VEHICLE LEASE TRUST 1 A2   | 1.640    | 07/22/19 | 23,737.490  | 02/16/18 |      | TRANSFER TO GARCIA HAMILTON     | 0.00 | 0.00               | 0.00       | 0.00                | 0.00                          |
| 993171 | 055657AB6 | BMW VEHICLE LEASE TRUST 1 A2   | 1.640    | 07/22/19 | 2,083.850   | 02/20/18 |      | PRINCIPAL PAYMENT               | 0.00 | 2,083.85           | 2,081.91   | 1.94                | 130.40                        |
| 993171 | 055657AB6 | BMW VEHICLE LEASE TRUST 1 A2   | 1.640    | 07/22/19 | 1,797.530   | 03/20/18 |      | PRINCIPAL PAYMENT               | 0.00 | 1,797.53           | 1,795.86   | 1.67                | 0.00                          |
| 993171 | 055657AB6 | BMW VEHICLE LEASE TRUST 1 A2   | 1.640    | 07/22/19 | 2,102.660   | 04/20/18 |      | PRINCIPAL PAYMENT               | 0.00 | 2,102.66           | 2,100.70   | 1.96                | 0.00                          |
| 993171 | 055657AB6 | BMW VEHICLE LEASE TRUST 1 A2   | 1.640    | 07/22/19 | 2,229.480   | 05/20/18 |      | PRINCIPAL PAYMENT               | 0.00 | 2,229.48           | 2,227.41   | 2.07                | 0.00                          |

## ANNUAL STATEMENT OF THE CITY OF MEDFORD RETIREMENT SYSTEM FOR THE YEAR ENDED DECEMBER 31, 2018

SCHEDULE 3C  
FIXED INCOME SECURITIES SOLD DURING YEAR

| FUND   | CUSIP     | SECURITY DESCRIPTION                 | RATE  | MATURITY |             | TRADE    |                                 | NAME OF BROKER | COMM       | PROCEEDS<br>FROM SALE | BOOK<br>VALUE | PROFIT/LOSS<br>ON SALE | INTEREST<br>RECEIVED<br>DURING YEAR |
|--------|-----------|--------------------------------------|-------|----------|-------------|----------|---------------------------------|----------------|------------|-----------------------|---------------|------------------------|-------------------------------------|
|        |           |                                      |       | DATE     | PAR VALUE   | DATE     |                                 |                |            |                       |               |                        |                                     |
| 993171 | 055657AB6 | BMW VEHICLE LEASE TRUST 1 A2         | 1.640 | 07/22/19 | 15,523.970  | 06/12/18 | PRINCIPAL PAYMENT               | 0.00           | 15,368.74  | 15,509.54             | (140.80)      | 0.00                   |                                     |
| 646243 | 06051GEU9 | BANK OF AMERICA CORP                 | 3.300 | 01/11/23 | 90,000.000  | 02/16/18 | TRANSFER TO GARCIA HAMILTON     | 0.00           | 0.00       | 0.00                  | 0.00          | 1,485.00               |                                     |
| 993171 | 06051GEU9 | BANK OF AMERICA CORP                 | 3.300 | 01/11/23 | 90,000.000  | 02/28/18 | STIFEL NICOLAUS                 | 0.00           | 89,737.20  | 92,070.00             | (2,332.80)    | 420.75                 |                                     |
| 646243 | 075887BG3 | BECTON DICKINSON AND CO              | 4.685 | 12/15/44 | 13,000.000  | 01/05/18 | MORGAN STANLEY & CO INC, NY     | 0.00           | 13,865.67  | 14,215.50             | (349.83)      | 40.60                  |                                     |
| 646243 | 075887BM0 | BECTON DICKINSON AND CO              | 4.875 | 05/15/44 | 29,000.000  | 02/16/18 | TRANSFER TO GARCIA HAMILTON     | 0.00           | 0.00       | 0.00                  | 0.00          | 0.00                   |                                     |
| 993171 | 075887BM0 | BECTON DICKINSON AND CO              | 4.875 | 05/15/44 | 29,000.000  | 02/22/18 | GREAT PACIFIC SECS INC, CALIFOF | 0.00           | 29,095.32  | 30,992.59             | (1,897.27)    | 396.64                 |                                     |
| 646243 | 075887BW8 | BECTON DICKINSON AND CO              | 3.700 | 06/06/27 | 28,000.000  | 02/16/18 | TRANSFER TO GARCIA HAMILTON     | 0.00           | 0.00       | 0.00                  | 0.00          | 0.00                   |                                     |
| 993171 | 075887BW8 | BECTON DICKINSON AND CO              | 3.700 | 06/06/27 | 28,000.000  | 02/22/18 | GREAT PACIFIC SECS INC, CALIFOF | 0.00           | 26,929.98  | 28,085.12             | (1,155.14)    | 230.22                 |                                     |
| 646243 | 11134LAH2 | BROADCOM CORP / BROADCOM CA          | 3.875 | 01/15/27 | 160,000.000 | 02/16/18 | TRANSFER TO GARCIA HAMILTON     | 0.00           | 0.00       | 0.00                  | 0.00          | 0.00                   |                                     |
| 993171 | 11134LAH2 | BROADCOM CORP / BROADCOM CA          | 3.875 | 01/15/27 | 160,000.000 | 02/27/18 | ACADEMY SECURITIES, INC, NEW Y  | 0.00           | 153,218.89 | 154,982.40            | (1,763.51)    | 792.22                 |                                     |
| 646243 | 125896BM1 | CMS ENERGY CORP                      | 3.875 | 03/01/24 | 21,000.000  | 02/16/18 | TRANSFER TO GARCIA HAMILTON     | 0.00           | 0.00       | 0.00                  | 0.00          | 0.00                   |                                     |
| 993171 | 125896BM1 | CMS ENERGY CORP                      | 3.875 | 03/01/24 | 21,000.000  | 02/28/18 | US BANCORP INVESTMENTS INC., N  | 0.00           | 21,377.79  | 21,968.73             | (590.94)      | 409.14                 |                                     |
| 646243 | 125896BP4 | CMS ENERGY CORP                      | 3.600 | 11/15/25 | 19,000.000  | 02/16/18 | TRANSFER TO GARCIA HAMILTON     | 0.00           | 0.00       | 0.00                  | 0.00          | 0.00                   |                                     |
| 993171 | 125896BP4 | CMS ENERGY CORP                      | 3.600 | 11/15/25 | 19,000.000  | 03/05/18 | SOUTHWEST SECURITIES INC, NEV   | 0.00           | 18,521.20  | 19,451.63             | (930.43)      | 212.80                 |                                     |
| 646243 | 125896BS8 | CMS ENERGY CORP                      | 3.450 | 08/15/27 | 10,000.000  | 02/16/18 | TRANSFER TO GARCIA HAMILTON     | 0.00           | 0.00       | 0.00                  | 0.00          | 172.50                 |                                     |
| 993171 | 125896BS8 | CMS ENERGY CORP                      | 3.450 | 08/15/27 | 10,000.000  | 02/22/18 | SOUTHWEST SECURITIES INC, NEV   | 0.00           | 9,754.84   | 10,088.40             | (333.56)      | 10.54                  |                                     |
| 646243 | 126117AU4 | CNA FINANCIAL CORP                   | 3.450 | 08/15/27 | 90,000.000  | 02/16/18 | TRANSFER TO GARCIA HAMILTON     | 0.00           | 0.00       | 0.00                  | 0.00          | 1,595.62               |                                     |
| 993171 | 126117AU4 | CNA FINANCIAL CORP                   | 3.450 | 08/15/27 | 90,000.000  | 02/22/18 | GREAT PACIFIC SECS INC, CALIFOF | 0.00           | 85,500.63  | 88,691.40             | (3,190.77)    | 94.88                  |                                     |
| 646243 | 12625UBF9 | COMM 2013-CCRE9 MORTGAG CR9 / VAR RT |       | 07/10/45 | 110,000.000 | 02/16/18 | TRANSFER TO GARCIA HAMILTON     | 0.00           | 0.00       | 0.00                  | 0.00          | 776.34                 |                                     |
| 993171 | 12625UBF9 | COMM 2013-CCRE9 MORTGAG CR9 / VAR RT |       | 07/10/45 | 110,000.004 | 02/21/18 | BB&T SECURITIES, LLC, RICHMOND  | 0.00           | 113,678.13 | 117,825.40            | (4,147.27)    | 284.95                 |                                     |
| 646243 | 12635YAD5 | CNH EQUIPMENT TRUST 2016- C A3       | 1.440 | 12/15/21 | 9,000.000   | 02/16/18 | TRANSFER TO GARCIA HAMILTON     | 0.00           | 0.00       | 0.00                  | 0.00          | 21.60                  |                                     |
| 993171 | 12635YAD5 | CNH EQUIPMENT TRUST 2016- C A3       | 1.440 | 12/15/21 | 9,000.005   | 02/28/18 | SOUTHWEST SECURITIES INC, NEV   | 0.00           | 8,623.13   | 8,909.28              | (286.15)      | 6.12                   |                                     |
| 646243 | 12636WAB2 | CNH EQUIPMENT TRUST 2017- A A2       | 1.640 | 07/15/20 | 11,730.870  | 01/14/18 | PRINCIPAL PAYMENT               | 0.00           | 11,730.87  | 11,713.86             | 17.01         | 154.17                 |                                     |
| 646243 | 12636WAB2 | CNH EQUIPMENT TRUST 2017- A A2       | 1.640 | 07/15/20 | 7,784.510   | 02/14/18 | PRINCIPAL PAYMENT               | 0.00           | 7,784.51   | 7,773.22              | 11.29         | 0.00                   |                                     |
| 646243 | 12636WAB2 | CNH EQUIPMENT TRUST 2017- A A2       | 1.640 | 07/15/20 | 42,753.620  | 02/16/18 | TRANSFER TO GARCIA HAMILTON     | 0.00           | 0.00       | 0.00                  | 0.00          | 0.00                   |                                     |
| 993171 | 12636WAB2 | CNH EQUIPMENT TRUST 2017- A A2       | 1.640 | 07/15/20 | 42,753.620  | 03/05/18 | GREAT PACIFIC SECS INC, CALIFOF | 0.00           | 42,366.16  | 42,691.63             | (325.47)      | 42.85                  |                                     |
| 646243 | 126408GW7 | CSX CORP                             | 4.750 | 05/30/42 | 9,000.000   | 02/16/18 | TRANSFER TO GARCIA HAMILTON     | 0.00           | 0.00       | 0.00                  | 0.00          | 0.00                   |                                     |
| 993171 | 126408GW7 | CSX CORP                             | 4.750 | 05/30/42 | 9,000.000   | 02/21/18 | SOUTHWEST SECURITIES INC, NEV   | 0.00           | 9,428.22   | 10,086.48             | (658.26)      | 98.56                  |                                     |
| 646243 | 126408HG1 | CSX CORP                             | 4.250 | 11/01/66 | 18,000.000  | 02/16/18 | TRANSFER TO GARCIA HAMILTON     | 0.00           | 0.00       | 0.00                  | 0.00          | 0.00                   |                                     |
| 993171 | 126408HG1 | CSX CORP                             | 4.250 | 11/01/66 | 18,000.000  | 02/20/18 | SOUTHWEST SECURITIES INC, NEV   | 0.00           | 16,589.70  | 17,985.42             | (1,395.72)    | 235.88                 |                                     |
| 646243 | 126408HH9 | CSX CORP                             | 3.250 | 06/01/27 | 43,000.000  | 02/16/18 | TRANSFER TO GARCIA HAMILTON     | 0.00           | 0.00       | 0.00                  | 0.00          | 0.00                   |                                     |
| 993171 | 126408HH9 | CSX CORP                             | 3.250 | 06/01/27 | 43,000.000  | 02/22/18 | GREAT PACIFIC SECS INC, CALIFOF | 0.00           | 40,923.14  | 42,957.86             | (2,034.72)    | 329.97                 |                                     |
| 646243 | 126802DH7 | CABELA'S CREDIT CARD MAST 2 A1       | 2.250 | 07/17/23 | 35,000.000  | 02/16/18 | TRANSFER TO GARCIA HAMILTON     | 0.00           | 0.00       | 0.00                  | 0.00          | 131.26                 |                                     |
| 993171 | 126802DH7 | CABELA'S CREDIT CARD MAST 2 A1       | 2.250 | 07/17/23 | 35,000.000  | 02/28/18 | SOUTHWEST SECURITIES INC, NEV   | 0.00           | 33,993.75  | 34,943.65             | (949.90)      | 37.19                  |                                     |
| 646243 | 13063A5G5 | CALIFORNIA ST                        | 7.550 | 04/01/39 | 45,000.000  | 02/16/18 | TRANSFER TO GARCIA HAMILTON     | 0.00           | 0.00       | 0.00                  | 0.00          | 0.00                   |                                     |
| 993171 | 13063A5G5 | CALIFORNIA ST                        | 7.550 | 04/01/39 | 45,000.000  | 02/20/18 | FIRST TENNESSEE BANK BOND DIV   | 0.00           | 67,050.00  | 70,812.45             | (3,762.45)    | 1,330.69               |                                     |
| 646243 | 14040HBG9 | CAPITAL ONE FINANCIAL CORP           | 3.200 | 02/05/25 | 70,000.000  | 02/16/18 | TRANSFER TO GARCIA HAMILTON     | 0.00           | 0.00       | 0.00                  | 0.00          | 1,120.00               |                                     |
| 993171 | 14040HBG9 | CAPITAL ONE FINANCIAL CORP           | 3.200 | 02/05/25 | 70,000.000  | 02/27/18 | BAIRD, ROBERT W & CO INC, MILWA | 0.00           | 67,044.60  | 69,315.40             | (2,270.80)    | 161.78                 |                                     |
| 646243 | 14041NEV9 | CAPITAL ONE MULTI-ASSET A2 A2        | 2.080 | 03/15/23 | 90,000.000  | 02/16/18 | TRANSFER TO GARCIA HAMILTON     | 0.00           | 0.00       | 0.00                  | 0.00          | 312.00                 |                                     |
| 993171 | 14041NEV9 | CAPITAL ONE MULTI-ASSET A2 A2        | 2.080 | 03/15/23 | 90,000.000  | 02/27/18 | BB&T SECURITIES, LLC, RICHMOND  | 0.00           | 87,862.50  | 89,767.80             | (1,905.30)    | 67.60                  |                                     |
| 646243 | 14041NEX5 | CAPITAL ONE MULTI-ASSET A4 A4        | 2.750 | 05/15/25 | 190,000.000 | 02/16/18 | TRANSFER TO GARCIA HAMILTON     | 0.00           | 0.00       | 0.00                  | 0.00          | 870.84                 |                                     |
| 993171 | 14041NEX5 | CAPITAL ONE MULTI-ASSET A4 A4        | 2.750 | 05/15/25 | 190,000.005 | 02/27/18 | BK OF NEW YORK MELLON/TORON     | 0.00           | 187,446.70 | 192,373.10            | (4,926.40)    | 188.86                 |                                     |
| 646243 | 14041NFM8 | CAPITAL ONE MULTI-ASSET A3 A3        | 2.430 | 01/15/25 | 45,000.000  | 02/16/18 | TRANSFER TO GARCIA HAMILTON     | 0.00           | 0.00       | 0.00                  | 0.00          | 182.26                 |                                     |
| 993171 | 14041NFM8 | CAPITAL ONE MULTI-ASSET A3 A3        | 2.430 | 01/15/25 | 45,000.000  | 02/28/18 | BB&T SECURITIES, LLC, RICHMOND  | 0.00           | 43,326.56  | 45,036.90             | (1,710.34)    | 51.64                  |                                     |
| 646243 | 14041NFQ9 | CAPITAL ONE MULTI-ASSET A6 A6        | 2.290 | 07/15/25 | 50,000.000  | 02/16/18 | TRANSFER TO GARCIA HAMILTON     | 0.00           | 0.00       | 0.00                  | 0.00          | 190.84                 |                                     |
| 993171 | 14041NFQ9 | CAPITAL ONE MULTI-ASSET A6 A6        | 2.290 | 07/15/25 | 50,000.000  | 02/28/18 | BB&T SECURITIES, LLC, RICHMOND  | 0.00           | 47,640.63  | 49,653.50             | (2,012.87)    | 54.07                  |                                     |

## ANNUAL STATEMENT OF THE CITY OF MEDFORD RETIREMENT SYSTEM FOR THE YEAR ENDED DECEMBER 31, 2018

SCHEDULE 3C  
FIXED INCOME SECURITIES SOLD DURING YEAR

| FUND   | CUSIP     | SECURITY DESCRIPTION           | MATURITY |          | PAR VALUE   | TRADE    |                                | NAME OF BROKER | COMM       | PROCEEDS FROM SALE | BOOK VALUE | PROFIT/LOSS ON SALE | INTEREST RECEIVED DURING YEAR |
|--------|-----------|--------------------------------|----------|----------|-------------|----------|--------------------------------|----------------|------------|--------------------|------------|---------------------|-------------------------------|
|        |           |                                | RATE     | DATE     |             | DATE     | DATE                           |                |            |                    |            |                     |                               |
| 646243 | 14149YBM9 | CARDINAL HEALTH INC            | 4.368    | 06/15/47 | 23,000.000  | 02/16/18 | TRANSFER TO GARCIA HAMILTON    | 0.00           | 0.00       | 0.00               | 0.00       | 0.00                | 0.00                          |
| 993171 | 14149YBM9 | CARDINAL HEALTH INC            | 4.368    | 06/15/47 | 23,000.000  | 02/21/18 | US BANCORP INVESTMENTS INC., N | 0.00           | 21,560.89  | 22,858.55          | (1,297.66) | 189.77              |                               |
| 646243 | 14312QAC0 | CARMAX AUTO OWNER TRUST 2 4 A  | 1.400    | 08/15/21 | 40,000.000  | 02/16/18 | TRANSFER TO GARCIA HAMILTON    | 0.00           | 0.00       | 0.00               | 0.00       | 0.00                | 93.34                         |
| 993171 | 14312QAC0 | CARMAX AUTO OWNER TRUST 2 4 A  | 1.400    | 08/15/21 | 40,000.000  | 02/28/18 | BB&T SECURITIES, LLC, RICHMOND | 0.00           | 39,062.50  | 39,596.80          | (534.30)   | 26.44               |                               |
| 646243 | 14314JAC4 | CARMAX AUTO OWNER TRUST 2 1 A  | 1.980    | 11/15/21 | 40,000.000  | 02/16/18 | TRANSFER TO GARCIA HAMILTON    | 0.00           | 0.00       | 0.00               | 0.00       | 0.00                | 132.00                        |
| 993171 | 14314JAC4 | CARMAX AUTO OWNER TRUST 2 1 A  | 1.980    | 11/15/21 | 40,000.000  | 02/27/18 | BB&T SECURITIES, LLC, RICHMOND | 0.00           | 39,137.50  | 39,908.00          | (770.50)   | 28.60               |                               |
| 646243 | 151020AZ7 | CELGENE CORP                   | 4.550    | 02/20/48 | 65,000.000  | 02/16/18 | TRANSFER TO GARCIA HAMILTON    | 0.00           | 0.00       | 0.00               | 0.00       | 0.00                | 0.00                          |
| 993171 | 151020AZ7 | CELGENE CORP                   | 4.550    | 02/20/48 | 65,000.000  | 02/21/18 | US BANCORP INVESTMENTS INC., N | 0.00           | 63,891.75  | 64,610.00          | (718.25)   | 24.65               |                               |
| 646243 | 15135UAF6 | CENOVUS ENERGY INC             | 6.750    | 11/15/39 | 5,000.000   | 01/31/18 | MERRILL LYNCH PIERCE FENNER, C | 0.00           | 6,009.40   | 5,987.45           | 21.95      | 205.88              |                               |
| 646243 | 15135UAF6 | CENOVUS ENERGY INC             | 6.750    | 11/15/39 | 5,000.000   | 01/31/18 | NBCN INC, TORONTO (NBCS)       | 0.00           | 6,030.90   | 5,987.45           | 43.45      | 0.00                |                               |
| 646243 | 15135UAF6 | CENOVUS ENERGY INC             | 6.750    | 11/15/39 | 4,000.000   | 02/05/18 | BARCLAYS CAP/FIXED INCOME, NEI | 0.00           | 4,710.12   | 4,789.96           | (79.84)    | 0.00                |                               |
| 646243 | 15135UAF6 | CENOVUS ENERGY INC             | 6.750    | 11/15/39 | 38,000.000  | 02/16/18 | TRANSFER TO GARCIA HAMILTON    | 0.00           | 0.00       | 0.00               | 0.00       | 0.00                | 0.00                          |
| 993171 | 15135UAF6 | CENOVUS ENERGY INC             | 6.750    | 11/15/39 | 38,000.000  | 02/21/18 | MILLENNIUM ADVISORS LLC, NEW Y | 0.00           | 42,890.22  | 45,504.62          | (2,614.40) | 698.25              |                               |
| 646243 | 161175AZ7 | CHARTER COMMUNICATIONS OPER    | 6.384    | 10/23/35 | 44,000.000  | 02/16/18 | TRANSFER TO GARCIA HAMILTON    | 0.00           | 0.00       | 0.00               | 0.00       | 0.00                | 0.00                          |
| 993171 | 161175AZ7 | CHARTER COMMUNICATIONS OPER    | 6.384    | 10/23/35 | 44,000.000  | 02/21/18 | BROWNSTONE INVESTMENT GROU     | 0.00           | 48,741.44  | 51,375.72          | (2,634.28) | 936.32              |                               |
| 646243 | 161175BA1 | CHARTER COMMUNICATIONS OPER    | 6.484    | 10/23/45 | 12,000.000  | 02/16/18 | TRANSFER TO GARCIA HAMILTON    | 0.00           | 0.00       | 0.00               | 0.00       | 0.00                | 0.00                          |
| 993171 | 161175BA1 | CHARTER COMMUNICATIONS OPER    | 6.484    | 10/23/45 | 12,000.000  | 02/21/18 | GREAT PACIFIC SECS INC, CALIFO | 0.00           | 13,340.76  | 13,991.16          | (650.40)   | 259.36              |                               |
| 646243 | 161571GX6 | CHASE ISSUANCE TRUST A4 A4     | 1.840    | 04/15/22 | 100,000.000 | 02/16/18 | TRANSFER TO GARCIA HAMILTON    | 0.00           | 0.00       | 0.00               | 0.00       | 0.00                | 306.66                        |
| 993171 | 161571GX6 | CHASE ISSUANCE TRUST A4 A4     | 1.840    | 04/15/22 | 100,000.000 | 02/27/18 | BK OF NEW YORK MELLON/TORON    | 0.00           | 98,000.00  | 99,252.00          | (1,252.00) | 66.44               |                               |
| 646243 | 167486VV8 | CHICAGO IL                     | 7.375    | 01/01/33 | 15,000.000  | 02/16/18 | TRANSFER TO GARCIA HAMILTON    | 0.00           | 0.00       | 0.00               | 0.00       | 0.00                | 553.13                        |
| 993171 | 167486VV8 | CHICAGO IL                     | 7.375    | 01/01/33 | 15,000.000  | 02/20/18 | FIRST TENNESSEE BANK BOND DIV  | 0.00           | 16,740.00  | 17,354.70          | (614.70)   | 156.72              |                               |
| 646243 | 171232AP6 | CHUBB CORP/THE                 | VAR RT   | 03/29/67 | 67,000.000  | 02/16/18 | TRANSFER TO GARCIA HAMILTON    | 0.00           | 0.00       | 0.00               | 0.00       | 0.00                | 617.97                        |
| 993171 | 171232AP6 | CHUBB CORP/THE                 | VAR RT   | 03/29/67 | 67,000.000  | 02/21/18 | SOUTHWEST SECURITIES INC, NEV  | 0.00           | 66,835.85  | 66,497.50          | 338.35     | 280.87              |                               |
| 646243 | 172967HT1 | CITIGROUP INC                  | 3.750    | 06/16/24 | 55,000.000  | 02/16/18 | TRANSFER TO GARCIA HAMILTON    | 0.00           | 0.00       | 0.00               | 0.00       | 0.00                | 0.00                          |
| 993171 | 172967HT1 | CITIGROUP INC                  | 3.750    | 06/16/24 | 55,000.000  | 02/28/18 | WELLS FARGO SECURITIES, LLC, N | 0.00           | 55,276.65  | 57,048.20          | (1,771.55) | 435.42              |                               |
| 646243 | 17305EGG4 | CITIBANK CREDIT CARD ISS A8 A8 | 1.860    | 08/08/22 | 170,000.000 | 02/16/18 | TRANSFER TO GARCIA HAMILTON    | 0.00           | 0.00       | 0.00               | 0.00       | 0.00                | 1,572.22                      |
| 993171 | 17305EGG4 | CITIBANK CREDIT CARD ISS A8 A8 | 1.860    | 08/08/22 | 170,000.000 | 02/27/18 | BK OF NEW YORK MELLON/TORON    | 0.00           | 166,002.34 | 168,408.80         | (2,406.46) | 184.45              |                               |
| 646243 | 17305EGH2 | CITIBANK CREDIT CARD ISS A9 A9 | 1.800    | 09/20/21 | 125,000.000 | 02/16/18 | TRANSFER TO GARCIA HAMILTON    | 0.00           | 0.00       | 0.00               | 0.00       | 0.00                | 0.00                          |
| 993171 | 17305EGH2 | CITIBANK CREDIT CARD ISS A9 A9 | 1.800    | 09/20/21 | 125,000.000 | 02/27/18 | BK OF NEW YORK MELLON/TORON    | 0.00           | 123,354.49 | 124,360.00         | (1,005.51) | 912.50              |                               |
| 646243 | 17325GAB2 | CITIGROUP COMMERCIAL MOR C3 A  | 2.505    | 11/15/49 | 95,000.000  | 02/16/18 | TRANSFER TO GARCIA HAMILTON    | 0.00           | 0.00       | 0.00               | 0.00       | 0.00                | 198.31                        |
| 993171 | 17325GAB2 | CITIGROUP COMMERCIAL MOR C3 A  | 2.505    | 11/15/49 | 95,000.000  | 02/27/18 | HILLTOP SECURITIES INC, DALLAS | 0.00           | 92,150.00  | 94,654.88          | (2,504.88) | 178.48              |                               |
| 646243 | 186108CE4 | CLEVELAND ELECTRIC ILLUMINATIN | 5.950    | 12/15/36 | 16,000.000  | 02/16/18 | TRANSFER TO GARCIA HAMILTON    | 0.00           | 0.00       | 0.00               | 0.00       | 0.00                | 0.00                          |
| 993171 | 186108CE4 | CLEVELAND ELECTRIC ILLUMINATIN | 5.950    | 12/15/36 | 16,000.000  | 02/21/18 | MILLENNIUM ADVISORS LLC, NEW Y | 0.00           | 18,809.92  | 19,936.96          | (1,127.04) | 179.82              |                               |
| 646243 | 202795JG6 | COMMONWEALTH EDISON CO         | 4.350    | 11/15/45 | 20,000.000  | 02/16/18 | TRANSFER TO GARCIA HAMILTON    | 0.00           | 0.00       | 0.00               | 0.00       | 0.00                | 0.00                          |
| 993171 | 202795JG6 | COMMONWEALTH EDISON CO         | 4.350    | 11/15/45 | 20,000.000  | 02/27/18 | US BANCORP INVESTMENTS INC., N | 0.00           | 20,915.00  | 22,435.80          | (1,520.80) | 256.17              |                               |
| 646243 | 209111FH1 | CONSOLIDATED EDISON CO OF NEV  | 3.850    | 06/15/46 | 20,000.000  | 02/16/18 | TRANSFER TO GARCIA HAMILTON    | 0.00           | 0.00       | 0.00               | 0.00       | 0.00                | 0.00                          |
| 993171 | 209111FH1 | CONSOLIDATED EDISON CO OF NEV  | 3.850    | 06/15/46 | 20,000.000  | 02/27/18 | SOUTHWEST SECURITIES INC, NEV  | 0.00           | 19,319.20  | 20,829.40          | (1,510.20) | 162.56              |                               |
| 646243 | 209111FL2 | CONSOLIDATED EDISON CO OF NEV  | 3.875    | 06/15/47 | 30,000.000  | 02/16/18 | TRANSFER TO GARCIA HAMILTON    | 0.00           | 0.00       | 0.00               | 0.00       | 0.00                | 0.00                          |
| 993171 | 209111FL2 | CONSOLIDATED EDISON CO OF NEV  | 3.875    | 06/15/47 | 30,000.000  | 02/27/18 | US BANCORP INVESTMENTS INC., N | 0.00           | 29,052.90  | 31,374.60          | (2,321.70) | 245.42              |                               |
| 646243 | 209115AC8 | CONSOLIDATED EDISON INC        | 2.000    | 05/15/21 | 25,000.000  | 02/16/18 | TRANSFER TO GARCIA HAMILTON    | 0.00           | 0.00       | 0.00               | 0.00       | 0.00                | 0.00                          |
| 993171 | 209115AC8 | CONSOLIDATED EDISON INC        | 2.000    | 05/15/21 | 25,000.000  | 03/05/18 | MILLENNIUM ADVISORS LLC, NEW Y | 0.00           | 24,221.75  | 24,618.00          | (396.25)   | 155.56              |                               |
| 646243 | 21H032613 | COMMIT TO PUR GNMA II JUMBOS   | 3.500    | 01/20/48 | 470,000.000 | 01/16/18 | CITIGROUP GBL MKTS/SALOMON, N  | 0.00           | 484,467.19 | 485,862.50         | (1,395.31) | 959.58              |                               |
| 646243 | 21H032621 | COMMIT TO PUR GNMA II JUMBOS   | 3.500    | 02/20/48 | 470,000.000 | 02/13/18 | CITIGROUP GBL MKTS/SALOMON, N  | 0.00           | 474,332.81 | 483,916.41         | (9,583.60) | 913.89              |                               |
| 646243 | 21H032639 | COMMIT TO PUR GNMA II JUMBOS   | 3.500    | 03/20/48 | 470,000.000 | 03/09/18 | CITIGROUP GBL MKTS/SALOMON, N  | 0.00           | 472,166.41 | 473,598.44         | (1,432.03) | 868.19              |                               |
| 646243 | 233331AY3 | DTE ENERGY CO                  | 2.850    | 10/01/26 | 140,000.000 | 02/16/18 | TRANSFER TO GARCIA HAMILTON    | 0.00           | 0.00       | 0.00               | 0.00       | 0.00                | 0.00                          |
| 993171 | 233331AY3 | DTE ENERGY CO                  | 2.850    | 10/01/26 | 140,000.000 | 02/22/18 | BAIRD, ROBERT W & CO INC, MILW | 0.00           | 129,861.20 | 134,426.60         | (4,565.40) | 1,607.08            |                               |

## ANNUAL STATEMENT OF THE CITY OF MEDFORD RETIREMENT SYSTEM FOR THE YEAR ENDED DECEMBER 31, 2018

SCHEDULE 3C  
FIXED INCOME SECURITIES SOLD DURING YEAR

| FUND   | CUSIP     | SECURITY DESCRIPTION          | MATURITY |          | PAR VALUE   | TRADE    |                                | NAME OF BROKER | COMM      | PROCEEDS<br>FROM SALE | BOOK<br>VALUE | PROFIT/LOSS<br>ON SALE | INTEREST |
|--------|-----------|-------------------------------|----------|----------|-------------|----------|--------------------------------|----------------|-----------|-----------------------|---------------|------------------------|----------|
|        |           |                               | RATE     | DATE     |             | DATE     | RECEIVED<br>DURING YEAR        |                |           |                       |               |                        |          |
| 646243 | 25156PAD5 | DEUTSCHE TELEKOM INTERNATION  | 9.250    | 06/01/32 | 25,000.000  | 02/16/18 | TRANSFER TO GARCIA HAMILTON    | 0.00           | 0.00      | 0.00                  | 0.00          | 0.00                   | 0.00     |
| 993171 | 25156PAD5 | DEUTSCHE TELEKOM INTERNATION  | 9.250    | 06/01/32 | 25,000.000  | 02/21/18 | MERRILL LYNCH PIERCE FENNER S  | 0.00           | 38,235.48 | 39,263.75             | (1,028.27)    | 526.74                 |          |
| 646243 | 254683BX2 | DISCOVER CARD EXECUTION A2 A2 | 2.390    | 07/15/24 | 80,000.000  | 02/16/18 | TRANSFER TO GARCIA HAMILTON    | 0.00           | 0.00      | 0.00                  | 0.00          | 0.00                   | 318.66   |
| 993171 | 254683BX2 | DISCOVER CARD EXECUTION A2 A2 | 2.390    | 07/15/24 | 80,000.000  | 02/28/18 | BB&T SECURITIES, LLC, RICHMOND | 0.00           | 77,225.00 | 79,987.20             | (2,762.20)    | 90.29                  |          |
| 646243 | 254683CB9 | DISCOVER CARD EXECUTION A6 A6 | 1.880    | 02/15/23 | 100,000.000 | 02/16/18 | TRANSFER TO GARCIA HAMILTON    | 0.00           | 0.00      | 0.00                  | 0.00          | 0.00                   | 313.34   |
| 993171 | 254683CB9 | DISCOVER CARD EXECUTION A6 A6 | 1.880    | 02/15/23 | 100,000.000 | 02/27/18 | BK OF NEW YORK MELLON/TORON    | 0.00           | 97,671.88 | 99,125.00             | (1,453.12)    | 67.89                  |          |
| 646243 | 254709AG3 | DISCOVER FINANCIAL SERVICES   | 5.200    | 04/27/22 | 30,000.000  | 02/16/18 | TRANSFER TO GARCIA HAMILTON    | 0.00           | 0.00      | 0.00                  | 0.00          | 0.00                   | 0.00     |
| 993171 | 254709AG3 | DISCOVER FINANCIAL SERVICES   | 5.200    | 04/27/22 | 30,000.000  | 02/28/18 | KEYBANC CAPITAL MARKETS INC, N | 0.00           | 31,636.80 | 32,290.80             | (654.00)      | 541.67                 |          |
| 646243 | 25470DAR0 | DISCOVERY COMMUNICATIONS LLC  | 3.950    | 03/20/28 | 20,000.000  | 02/16/18 | TRANSFER TO GARCIA HAMILTON    | 0.00           | 0.00      | 0.00                  | 0.00          | 0.00                   | 0.00     |
| 993171 | 25470DAR0 | DISCOVERY COMMUNICATIONS LLC  | 3.950    | 03/20/28 | 20,000.000  | 02/21/18 | BROWNSTONE INVESTMENT GROU     | 0.00           | 18,896.00 | 19,893.20             | (997.20)      | 333.56                 |          |
| 646243 | 25470DAS8 | DISCOVERY COMMUNICATIONS LLC  | 5.000    | 09/20/37 | 5,000.000   | 02/16/18 | TRANSFER TO GARCIA HAMILTON    | 0.00           | 0.00      | 0.00                  | 0.00          | 0.00                   | 0.00     |
| 993171 | 25470DAS8 | DISCOVERY COMMUNICATIONS LLC  | 5.000    | 09/20/37 | 5,000.000   | 02/21/18 | RBC CAPITAL MARKETS LLC, NEW   | 0.00           | 4,853.40  | 5,180.45              | (327.05)      | 105.56                 |          |
| 646243 | 25746UCE7 | DOMINION ENERGY INC           | 3.900    | 10/01/25 | 31,000.000  | 02/16/18 | TRANSFER TO GARCIA HAMILTON    | 0.00           | 0.00      | 0.00                  | 0.00          | 0.00                   | 0.00     |
| 993171 | 25746UCE7 | DOMINION ENERGY INC           | 3.900    | 10/01/25 | 31,000.000  | 02/28/18 | US BANCORP INVESTMENTS INC., N | 0.00           | 31,212.97 | 32,351.91             | (1,138.94)    | 507.11                 |          |
| 646243 | 26441CAT2 | DUKE ENERGY CORP              | 3.750    | 09/01/46 | 50,000.000  | 02/16/18 | TRANSFER TO GARCIA HAMILTON    | 0.00           | 0.00      | 0.00                  | 0.00          | 0.00                   | 0.00     |
| 993171 | 26441CAT2 | DUKE ENERGY CORP              | 3.750    | 09/01/46 | 50,000.000  | 02/21/18 | GREAT PACIFIC SECS INC, CALIFO | 0.00           | 45,520.00 | 49,445.50             | (3,925.50)    | 895.83                 |          |
| 646243 | 26442UAB0 | DUKE ENERGY PROGRESS LLC      | 4.200    | 08/15/45 | 10,000.000  | 02/16/18 | TRANSFER TO GARCIA HAMILTON    | 0.00           | 0.00      | 0.00                  | 0.00          | 0.00                   | 210.00   |
| 993171 | 26442UAB0 | DUKE ENERGY PROGRESS LLC      | 4.200    | 08/15/45 | 10,000.000  | 02/21/18 | US BANCORP INVESTMENTS INC., N | 0.00           | 10,284.60 | 11,028.60             | (744.00)      | 9.33                   |          |
| 646243 | 26884ABJ1 | ERP OPERATING LP              | 3.500    | 03/01/28 | 34,000.000  | 02/16/18 | TRANSFER TO GARCIA HAMILTON    | 0.00           | 0.00      | 0.00                  | 0.00          | 0.00                   | 0.00     |
| 993171 | 26884ABJ1 | ERP OPERATING LP              | 3.500    | 03/01/28 | 34,000.000  | 02/21/18 | BROWNSTONE INVESTMENT GROU     | 0.00           | 33,067.04 | 33,796.68             | (729.64)      | 52.89                  |          |
| 646243 | 28368EAA4 | KINDER MORGAN INC/DE          | 8.050    | 10/15/30 | 19,000.000  | 02/16/18 | TRANSFER TO GARCIA HAMILTON    | 0.00           | 0.00      | 0.00                  | 0.00          | 0.00                   | 0.00     |
| 993171 | 28368EAA4 | KINDER MORGAN INC/DE          | 8.050    | 10/15/30 | 19,000.000  | 02/21/18 | MILLENNIUM ADVISORS LLC, NEW Y | 0.00           | 23,134.97 | 23,660.89             | (525.92)      | 543.82                 |          |
| 646243 | 28368EAE6 | KINDER MORGAN INC/DE          | 7.750    | 01/15/32 | 27,000.000  | 02/16/18 | TRANSFER TO GARCIA HAMILTON    | 0.00           | 0.00      | 0.00                  | 0.00          | 0.00                   | 1,046.25 |
| 993171 | 28368EAE6 | KINDER MORGAN INC/DE          | 7.750    | 01/15/32 | 27,000.000  | 02/21/18 | MILLENNIUM ADVISORS LLC, NEW Y | 0.00           | 34,030.53 | 34,866.45             | (835.92)      | 220.88                 |          |
| 646243 | 29103DAM8 | EMERA US FINANCE LP           | 4.750    | 06/15/46 | 45,000.000  | 02/16/18 | TRANSFER TO GARCIA HAMILTON    | 0.00           | 0.00      | 0.00                  | 0.00          | 0.00                   | 0.00     |
| 993171 | 29103DAM8 | EMERA US FINANCE LP           | 4.750    | 06/15/46 | 45,000.000  | 02/21/18 | J.P MORGAN SECURITIES INC, NEW | 0.00           | 45,274.50 | 48,223.80             | (2,949.30)    | 403.75                 |          |
| 646243 | 29250NAS4 | ENBRIDGE INC                  | VAR RT   | 07/15/77 | 65,000.000  | 02/16/18 | TRANSFER TO GARCIA HAMILTON    | 0.00           | 0.00      | 0.00                  | 0.00          | 0.00                   | 1,797.43 |
| 993171 | 29250NAS4 | ENBRIDGE INC                  | VAR RT   | 07/15/77 | 65,000.000  | 02/20/18 | BROWNSTONE INVESTMENT GROU     | 0.00           | 64,025.00 | 64,593.75             | (568.75)      | 367.43                 |          |
| 646243 | 293791AV1 | ENTERPRISE PRODUCTS OPERATI   | VAR RT   | 08/01/66 | 27,000.000  | 01/08/18 | SEAPORT GROUP SECURITIES, LLC  | 0.00           | 27,040.50 | 27,000.00             | 40.50         | 266.92                 |          |
| 646243 | 29379VBN2 | ENTERPRISE PRODUCTS OPERATI   | VAR RT   | 08/16/77 | 75,000.000  | 02/16/18 | TRANSFER TO GARCIA HAMILTON    | 0.00           | 0.00      | 0.00                  | 0.00          | 0.00                   | 1,968.75 |
| 993171 | 29379VBN2 | ENTERPRISE PRODUCTS OPERATI   | VAR RT   | 08/16/77 | 75,000.000  | 02/20/18 | BROWNSTONE INVESTMENT GROU     | 0.00           | 73,687.50 | 74,250.00             | (562.50)      | 65.63                  |          |
| 646243 | 30219GAM0 | EXPRESS SCRIPTS HOLDING CO    | 4.500    | 02/25/26 | 55,000.000  | 02/16/18 | TRANSFER TO GARCIA HAMILTON    | 0.00           | 0.00      | 0.00                  | 0.00          | 0.00                   | 0.00     |
| 993171 | 30219GAM0 | EXPRESS SCRIPTS HOLDING CO    | 4.500    | 02/25/26 | 55,000.000  | 02/27/18 | ACADEMY SECURITIES, INC, NEW Y | 0.00           | 56,361.85 | 58,366.55             | (2,004.70)    | 1,278.75               |          |
| 646243 | 3128GXSU1 | FHLMC POOL #E9-3231           | 5.500    | 01/01/18 | 7.870       | 12/31/17 | CALLED BONE                    | 0.00           | 7.88      | 7.86                  | 0.02          | 0.04                   |          |
| 646243 | 3128PP2Y8 | FHLMC POOL #J1-0791           | 4.500    | 09/01/24 | 361.840     | 01/01/18 | PRINCIPAL PAYMENT              | 0.00           | 361.84    | 379.52                | (17.68)       | 113.34                 |          |
| 646243 | 3128PP2Y8 | FHLMC POOL #J1-0791           | 4.500    | 09/01/24 | 355.320     | 02/01/18 | PRINCIPAL PAYMENT              | 0.00           | 355.32    | 372.68                | (17.36)       | 0.00                   |          |
| 646243 | 3128PP2Y8 | FHLMC POOL #J1-0791           | 4.500    | 09/01/24 | 14,575.900  | 02/16/18 | TRANSFER TO GARCIA HAMILTON    | 0.00           | 0.00      | 0.00                  | 0.00          | 0.00                   | 0.00     |
| 993171 | 3128PP2Y8 | FHLMC POOL #J1-0791           | 4.500    | 09/01/24 | 14,575.910  | 02/22/18 | BANK OF OKLAHOMA NA, TULSA     | 0.00           | 14,949.41 | 15,287.93             | (338.52)      | 45.54                  |          |
| 646243 | 31292GFZ4 | FHLMC POOL #C0-0184           | 7.000    | 10/01/22 | 19.780      | 01/01/18 | PRINCIPAL PAYMENT              | 0.00           | 19.78     | 21.18                 | (1.40)        | 8.71                   |          |
| 646243 | 31292GFZ4 | FHLMC POOL #C0-0184           | 7.000    | 10/01/22 | 13.910      | 02/01/18 | PRINCIPAL PAYMENT              | 0.00           | 13.91     | 14.89                 | (0.98)        | 0.00                   |          |
| 646243 | 31292GFZ4 | FHLMC POOL #C0-0184           | 7.000    | 10/01/22 | 722.460     | 02/16/18 | TRANSFER TO GARCIA HAMILTON    | 0.00           | 0.00      | 0.00                  | 0.00          | 0.00                   | 0.00     |
| 993171 | 31292GFZ4 | FHLMC POOL #C0-0184           | 7.000    | 10/01/22 | 15.290      | 03/01/18 | PRINCIPAL PAYMENT              | 0.00           | 15.29     | 16.37                 | (1.08)        | 0.00                   |          |
| 993171 | 31292GFZ4 | FHLMC POOL #C0-0184           | 7.000    | 10/01/22 | 14.170      | 04/01/18 | PRINCIPAL PAYMENT              | 0.00           | 14.17     | 15.17                 | (1.00)        | 0.00                   |          |
| 993171 | 31292GFZ4 | FHLMC POOL #C0-0184           | 7.000    | 10/01/22 | 16.020      | 05/01/18 | PRINCIPAL PAYMENT              | 0.00           | 16.02     | 17.15                 | (1.13)        | 0.00                   |          |
| 993171 | 31292GFZ4 | FHLMC POOL #C0-0184           | 7.000    | 10/01/22 | 27.910      | 06/01/18 | PRINCIPAL PAYMENT              | 0.00           | 27.91     | 29.88                 | (1.97)        | 0.00                   |          |
| 993171 | 31292GFZ4 | FHLMC POOL #C0-0184           | 7.000    | 10/01/22 | 16.910      | 07/01/18 | PRINCIPAL PAYMENT              | 0.00           | 16.91     | 18.10                 | (1.19)        | 0.00                   |          |

## ANNUAL STATEMENT OF THE CITY OF MEDFORD RETIREMENT SYSTEM FOR THE YEAR ENDED DECEMBER 31, 2018

SCHEDULE 3C  
FIXED INCOME SECURITIES SOLD DURING YEAR

| FUND   | CUSIP     | SECURITY DESCRIPTION           | MATURITY |          | PAR VALUE     | TRADE    |                                  | COMM | PROCEEDS<br>FROM SALE | BOOK<br>VALUE | PROFIT/LOSS<br>ON SALE | INTEREST                |
|--------|-----------|--------------------------------|----------|----------|---------------|----------|----------------------------------|------|-----------------------|---------------|------------------------|-------------------------|
|        |           |                                | RATE     | DATE     |               | DATE     | NAME OF BROKER                   |      |                       |               |                        | RECEIVED<br>DURING YEAR |
| 993171 | 31292GFZ4 | FHLMC POOL #C0-0184            | 7.000    | 10/01/22 | 14.170        | 08/01/18 | PRINCIPAL PAYMENT                | 0.00 | 14.17                 | 15.17         | (1.00)                 | 0.00                    |
| 993171 | 31292GFZ4 | FHLMC POOL #C0-0184            | 7.000    | 10/01/22 | 35.350        | 09/01/18 | PRINCIPAL PAYMENT                | 0.00 | 35.35                 | 37.85         | (2.50)                 | 0.00                    |
| 993171 | 31292GFZ4 | FHLMC POOL #C0-0184            | 7.000    | 10/01/22 | 21.340        | 10/01/18 | PRINCIPAL PAYMENT                | 0.00 | 21.34                 | 22.85         | (1.51)                 | 0.00                    |
| 993171 | 31292GFZ4 | FHLMC POOL #C0-0184            | 7.000    | 10/01/22 | 16.390        | 11/01/18 | PRINCIPAL PAYMENT                | 0.00 | 16.39                 | 17.55         | (1.16)                 | 0.00                    |
| 993171 | 31292GFZ4 | FHLMC POOL #C0-0184            | 7.000    | 10/01/22 | 15.670        | 12/01/18 | PRINCIPAL PAYMENT                | 0.00 | 15.67                 | 16.78         | (1.11)                 | 0.00                    |
| 646243 | 31292GZV1 | FHLMC POOL #C0-0756            | 7.000    | 04/01/29 | 52.890        | 01/01/18 | PRINCIPAL PAYMENT                | 0.00 | 52.89                 | 59.56         | (6.67)                 | 14.27                   |
| 646243 | 31292GZV1 | FHLMC POOL #C0-0756            | 7.000    | 04/01/29 | 8.870         | 02/01/18 | PRINCIPAL PAYMENT                | 0.00 | 8.87                  | 9.99          | (1.12)                 | 0.00                    |
| 646243 | 31292GZV1 | FHLMC POOL #C0-0756            | 7.000    | 04/01/29 | 1,187.690     | 02/16/18 | TRANSFER TO GARCIA HAMILTON      | 0.00 | 0.00                  | 0.00          | 0.00                   | 0.00                    |
| 993171 | 31292GZV1 | FHLMC POOL #C0-0756            | 7.000    | 04/01/29 | 12.380        | 03/01/18 | PRINCIPAL PAYMENT                | 0.00 | 12.38                 | 13.94         | (1.56)                 | 8.30                    |
| 993171 | 31292GZV1 | FHLMC POOL #C0-0756            | 7.000    | 04/01/29 | 1,175.310     | 03/05/18 | BANK OF OKLAHOMA NA, TULSA       | 0.00 | 1,175.30              | 1,323.58      | (148.28)               | 0.00                    |
| 646243 | 3129405K1 | FHLMC POOL #A9-2650            | 5.500    | 06/01/40 | 1,881.000     | 01/01/18 | PRINCIPAL PAYMENT                | 0.00 | 1,881.00              | 2,056.50      | (175.50)               | 593.56                  |
| 646243 | 3129405K1 | FHLMC POOL #A9-2650            | 5.500    | 06/01/40 | 130.280       | 02/01/18 | PRINCIPAL PAYMENT                | 0.00 | 130.28                | 142.44        | (12.16)                | 0.00                    |
| 646243 | 3129405K1 | FHLMC POOL #A9-2650            | 5.500    | 06/01/40 | 63,680.870    | 02/16/18 | TRANSFER TO GARCIA HAMILTON      | 0.00 | 0.00                  | 0.00          | 0.00                   | 0.00                    |
| 993171 | 3129405K1 | FHLMC POOL #A9-2650            | 5.500    | 06/01/40 | 132.580       | 03/01/18 | PRINCIPAL PAYMENT                | 0.00 | 132.58                | 144.95        | (12.37)                | 825.32                  |
| 993171 | 3129405K1 | FHLMC POOL #A9-2650            | 5.500    | 06/01/40 | 138.920       | 04/01/18 | PRINCIPAL PAYMENT                | 0.00 | 138.92                | 151.88        | (12.96)                | 0.00                    |
| 993171 | 3129405K1 | FHLMC POOL #A9-2650            | 5.500    | 06/01/40 | 63,409.370    | 04/24/18 | BANK OF OKLAHOMA NA, TULSA       | 0.00 | 68,184.89             | 69,325.46     | (1,140.57)             | 0.00                    |
| 646243 | 31294CW58 | FHLMC POOL #C3-6068            | 7.500    | 02/01/30 | 58.000        | 01/01/18 | PRINCIPAL PAYMENT                | 0.00 | 58.00                 | 61.12         | (3.12)                 | 142.62                  |
| 646243 | 31294CW58 | FHLMC POOL #C3-6068            | 7.500    | 02/01/30 | 5,852.090     | 02/01/18 | PRINCIPAL PAYMENT                | 0.00 | 5,852.09              | 6,166.40      | (314.31)               | 0.00                    |
| 646243 | 31294CW58 | FHLMC POOL #C3-6068            | 7.500    | 02/01/30 | 5,528.150     | 02/16/18 | TRANSFER TO GARCIA HAMILTON      | 0.00 | 0.00                  | 0.00          | 0.00                   | 0.00                    |
| 993171 | 31294CW58 | FHLMC POOL #C3-6068            | 7.500    | 02/01/30 | 5,528.160     | 02/22/18 | BANK OF OKLAHOMA NA, TULSA       | 0.00 | 5,562.71              | 5,825.07      | (262.36)               | 28.79                   |
| 993171 | 3130ABQH2 | FEDERAL HOME LN BK CONS BD     | VAR RT   | 07/05/19 | 690,000.000   | 04/25/18 | GREAT PACIFIC SECS INC, CALIFOF  | 0.00 | 690,942.00            | 690,310.50    | 631.50                 | 12,468.05               |
| 993171 | 3130ABQH2 | FEDERAL HOME LN BK CONS BD     | VAR RT   | 07/05/19 | 645,000.000   | 05/15/18 | MELLON BK/MELLON FINL MKTS INC   | 0.00 | 645,670.80            | 645,290.25    | 380.55                 | 0.00                    |
| 993171 | 3130ABQH2 | FEDERAL HOME LN BK CONS BD     | VAR RT   | 07/05/19 | 1,020,000.000 | 09/19/18 | GX CLARKE AND CO JPMCHASE CL     | 0.00 | 1,020,024.28          | 1,021,519.80  | (1,495.52)             | 0.00                    |
| 646243 | 3132GJR27 | FHLMC POOL #Q0-3505            | 4.000    | 09/01/41 | 1,663.790     | 01/01/18 | PRINCIPAL PAYMENT                | 0.00 | 1,663.79              | 1,759.27      | (95.48)                | 649.34                  |
| 646243 | 3132GJR27 | FHLMC POOL #Q0-3505            | 4.000    | 09/01/41 | 1,580.590     | 02/01/18 | PRINCIPAL PAYMENT                | 0.00 | 1,580.59              | 1,671.30      | (90.71)                | 0.00                    |
| 646243 | 3132GJR27 | FHLMC POOL #Q0-3505            | 4.000    | 09/01/41 | 94,988.440    | 02/16/18 | TRANSFER TO GARCIA HAMILTON      | 0.00 | 0.00                  | 0.00          | 0.00                   | 0.00                    |
| 993171 | 3132GJR27 | FHLMC POOL #Q0-3505            | 4.000    | 09/01/41 | 94,988.440    | 02/22/18 | SUNTRUST CAPITAL MARKETS INC,    | 0.00 | 97,719.35             | 100,439.83    | (2,720.48)             | 263.86                  |
| 646243 | 3132XCRV9 | FHLMC POOL #G6-7700            | 3.500    | 08/01/46 | 1,832.210     | 01/01/18 | PRINCIPAL PAYMENT                | 0.00 | 1,832.21              | 1,892.93      | (60.72)                | 1,285.42                |
| 646243 | 3132XCRV9 | FHLMC POOL #G6-7700            | 3.500    | 08/01/46 | 1,883.280     | 02/01/18 | PRINCIPAL PAYMENT                | 0.00 | 1,883.28              | 1,945.69      | (62.41)                | 0.00                    |
| 646243 | 3132XCRV9 | FHLMC POOL #G6-7700            | 3.500    | 08/01/46 | 217,558.510   | 02/16/18 | TRANSFER TO GARCIA HAMILTON      | 0.00 | 0.00                  | 0.00          | 0.00                   | 0.00                    |
| 993171 | 3132XCRV9 | FHLMC POOL #G6-7700            | 3.500    | 08/01/46 | 217,558.510   | 02/22/18 | SUNTRUST CAPITAL MARKETS INC,    | 0.00 | 217,422.54            | 224,768.40    | (7,345.86)             | 528.78                  |
| 646243 | 31335ATY4 | FHLMC POOL #G6-0567            | 4.000    | 06/01/43 | 1,390.940     | 01/01/18 | PRINCIPAL PAYMENT                | 0.00 | 1,390.94              | 1,460.15      | (69.21)                | 370.63                  |
| 646243 | 31335ATY4 | FHLMC POOL #G6-0567            | 4.000    | 06/01/43 | 262.230       | 02/01/18 | PRINCIPAL PAYMENT                | 0.00 | 262.23                | 275.28        | (13.05)                | 0.00                    |
| 646243 | 31335ATY4 | FHLMC POOL #G6-0567            | 4.000    | 06/01/43 | 54,637.040    | 02/16/18 | TRANSFER TO GARCIA HAMILTON      | 0.00 | 0.00                  | 0.00          | 0.00                   | 0.00                    |
| 993171 | 31335ATY4 | FHLMC POOL #G6-0567            | 4.000    | 06/01/43 | 54,637.050    | 02/22/18 | SUNTRUST CAPITAL MARKETS INC,    | 0.00 | 56,207.86             | 57,355.78     | (1,147.92)             | 151.77                  |
| 993171 | 3134GBYH9 | FEDERAL HOME LN MTG CORP       | VAR RT   | 07/05/19 | 175,000.000   | 05/15/18 | MELLON BK/MELLON FINL MKTS INC   | 0.00 | 175,177.10            | 175,071.75    | 105.35                 | 0.00                    |
| 646243 | 3136AY6U2 | FNMA GTD REMIC P/T 17-M15 ATS2 | VAR RT   | 11/25/27 | 190,000.000   | 02/16/18 | TRANSFER TO GARCIA HAMILTON      | 0.00 | 0.00                  | 0.00          | 0.00                   | 993.10                  |
| 993171 | 3136AY6U2 | FNMA GTD REMIC P/T 17-M15 ATS2 | VAR RT   | 11/25/27 | 190,000.000   | 04/10/18 | PERSHING LLC, JERSEY CITY        | 0.00 | 186,029.00            | 191,903.80    | (5,874.80)             | 1,184.65                |
| 646243 | 31371KLV1 | FNMA POOL #0254240             | 7.000    | 03/01/32 | 46.070        | 01/01/18 | PRINCIPAL PAYMENT                | 0.00 | 46.07                 | 52.74         | (6.67)                 | 105.39                  |
| 646243 | 31371KLV1 | FNMA POOL #0254240             | 7.000    | 03/01/32 | 266.800       | 02/01/18 | PRINCIPAL PAYMENT                | 0.00 | 266.80                | 305.43        | (38.63)                | 0.00                    |
| 646243 | 31371KLV1 | FNMA POOL #0254240             | 7.000    | 03/01/32 | 8,743.230     | 02/16/18 | TRANSFER TO GARCIA HAMILTON      | 0.00 | 0.00                  | 0.00          | 0.00                   | 0.00                    |
| 993171 | 31371KLV1 | FNMA POOL #0254240             | 7.000    | 03/01/32 | 47.410        | 03/01/18 | PRINCIPAL PAYMENT                | 0.00 | 47.41                 | 54.27         | (6.86)                 | 61.15                   |
| 993171 | 31371KLV1 | FNMA POOL #0254240             | 7.000    | 03/01/32 | 8,695.820     | 03/05/18 | BANK OF OKLAHOMA NA, TULSA       | 0.00 | 9,130.61              | 9,954.98      | (824.37)               | 0.00                    |
| 646243 | 3137B1BS0 | FHLMC MULTICLASS MTG K026 A2   | 2.510    | 11/25/22 | 30,000.000    | 02/16/18 | TRANSFER TO GARCIA HAMILTON      | 0.00 | 0.00                  | 0.00          | 0.00                   | 125.50                  |
| 993171 | 3137B1BS0 | FHLMC MULTICLASS MTG K026 A2   | 2.510    | 11/25/22 | 30,000.000    | 02/27/18 | BAIRD, ROBERT W & CO INC, MILWAU | 0.00 | 29,175.00             | 30,140.70     | (965.70)               | 56.48                   |
| 646243 | 3137B1UG5 | FHLMC MULTICLASS MTG K027 A2   | 2.637    | 01/25/23 | 45,000.000    | 02/16/18 | TRANSFER TO GARCIA HAMILTON      | 0.00 | 0.00                  | 0.00          | 0.00                   | 197.78                  |

ANNUAL STATEMENT OF THE CITY OF MEDFORD RETIREMENT SYSTEM FOR THE YEAR ENDED DECEMBER 31, 2018

SCHEDULE 3C  
FIXED INCOME SECURITIES SOLD DURING YEAR

| FUND   | CUSIP     | SECURITY DESCRIPTION         | RATE   | MATURITY |  | PAR VALUE   | TRADE    |                                 | COMM | PROCEEDS FROM SALE | BOOK VALUE | PROFIT/LOSS ON SALE | INTEREST             |
|--------|-----------|------------------------------|--------|----------|--|-------------|----------|---------------------------------|------|--------------------|------------|---------------------|----------------------|
|        |           |                              |        | DATE     |  |             | DATE     | NAME OF BROKER                  |      |                    |            |                     | RECEIVED DURING YEAR |
| 993171 | 3137B1UG5 | FHLMC MULTICLASS MTG K027 A2 | 2.637  | 01/25/23 |  | 45,000.000  | 02/27/18 | BAIRD, ROBERT W & CO INC, MILWA | 0.00 | 43,987.50          | 45,366.75  | (1,379.25)          | 89.00                |
| 646243 | 3137FCJK1 | FHLMC MULTICLASS MTG K070 A2 | VAR RT | 11/25/27 |  | 50,000.000  | 02/16/18 | TRANSFER TO GARCIA HAMILTON     | 0.00 | 0.00               | 0.00       | 0.00                | 275.26               |
| 993171 | 3137FCJK1 | FHLMC MULTICLASS MTG K070 A2 | VAR RT | 11/25/27 |  | 50,000.000  | 02/28/18 | SOUTHWEST SECURITIES INC, NEV   | 0.00 | 48,531.25          | 51,719.50  | (3,188.25)          | 142.22               |
| 646243 | 31380HF77 | FNMA POOL #0440390           | 7.000  | 09/01/28 |  | 27.790      | 01/01/18 | PRINCIPAL PAYMENT               | 0.00 | 27.79              | 28.28      | (0.49)              | 59.86                |
| 646243 | 31380HF77 | FNMA POOL #0440390           | 7.000  | 09/01/28 |  | 27.970      | 02/01/18 | PRINCIPAL PAYMENT               | 0.00 | 27.97              | 28.46      | (0.49)              | 0.00                 |
| 646243 | 31380HF77 | FNMA POOL #0440390           | 7.000  | 09/01/28 |  | 5,088.910   | 02/16/18 | TRANSFER TO GARCIA HAMILTON     | 0.00 | 0.00               | 0.00       | 0.00                | 0.00                 |
| 993171 | 31380HF77 | FNMA POOL #0440390           | 7.000  | 09/01/28 |  | 5,088.910   | 02/21/18 | BANK OF OKLAHOMA NA, TULSA      | 0.00 | 5,139.80           | 5,178.48   | (38.68)             | 21.77                |
| 646243 | 3138W92G4 | FNMA POOL #0AS0774           | 3.000  | 10/01/43 |  | 1,804.030   | 01/01/18 | PRINCIPAL PAYMENT               | 0.00 | 1,804.03           | 1,813.32   | (9.29)              | 723.85               |
| 646243 | 3138W92G4 | FNMA POOL #0AS0774           | 3.000  | 10/01/43 |  | 1,064.570   | 02/01/18 | PRINCIPAL PAYMENT               | 0.00 | 1,064.57           | 1,070.05   | (5.48)              | 0.00                 |
| 646243 | 3138W92G4 | FNMA POOL #0AS0774           | 3.000  | 10/01/43 |  | 142,802.760 | 02/16/18 | TRANSFER TO GARCIA HAMILTON     | 0.00 | 0.00               | 0.00       | 0.00                | 0.00                 |
| 993171 | 3138W92G4 | FNMA POOL #0AS0774           | 3.000  | 10/01/43 |  | 142,802.763 | 02/21/18 | STEPHENS INC, LITTLE ROCK       | 0.00 | 138,741.81         | 143,538.20 | (4,796.39)          | 261.81               |
| 646243 | 3138W92G4 | FNMA POOL #0AS6135           | 4.000  | 11/01/45 |  | 845.820     | 01/01/18 | PRINCIPAL PAYMENT               | 0.00 | 845.82             | 892.25     | (46.43)             | 1,509.54             |
| 646243 | 3138W92G4 | FNMA POOL #0AS6135           | 4.000  | 11/01/45 |  | 1,818.750   | 02/01/18 | PRINCIPAL PAYMENT               | 0.00 | 1,818.75           | 1,918.58   | (99.83)             | 0.00                 |
| 646243 | 3138W92G4 | FNMA POOL #0AS6135           | 4.000  | 11/01/45 |  | 224,190.720 | 02/16/18 | TRANSFER TO GARCIA HAMILTON     | 0.00 | 0.00               | 0.00       | 0.00                | 0.00                 |
| 993171 | 3138W92G4 | FNMA POOL #0AS6135           | 4.000  | 11/01/45 |  | 224,190.720 | 02/21/18 | PERSHING LLC, JERSEY CITY       | 0.00 | 229,725.41         | 236,496.55 | (6,771.14)          | 548.02               |
| 646243 | 3138W92G4 | FNMA POOL #0AS6413           | 2.500  | 01/01/31 |  | 634.440     | 01/01/18 | PRINCIPAL PAYMENT               | 0.00 | 634.44             | 635.66     | (1.22)              | 142.74               |
| 646243 | 3138W92G4 | FNMA POOL #0AS6413           | 2.500  | 01/01/31 |  | 290.030     | 02/01/18 | PRINCIPAL PAYMENT               | 0.00 | 290.03             | 290.59     | (0.56)              | 0.00                 |
| 646243 | 3138W92G4 | FNMA POOL #0AS6413           | 2.500  | 01/01/31 |  | 33,651.810  | 02/16/18 | TRANSFER TO GARCIA HAMILTON     | 0.00 | 0.00               | 0.00       | 0.00                | 0.00                 |
| 993171 | 3138W92G4 | FNMA POOL #0AS6413           | 2.500  | 01/01/31 |  | 322.290     | 03/01/18 | PRINCIPAL PAYMENT               | 0.00 | 322.29             | 322.91     | (0.62)              | 84.00                |
| 993171 | 3138W92G4 | FNMA POOL #0AS6413           | 2.500  | 01/01/31 |  | 33,329.520  | 03/05/18 | BANK OF OKLAHOMA NA, TULSA      | 0.00 | 32,350.46          | 33,393.85  | (1,043.39)          | 0.00                 |
| 646243 | 3138XYRT3 | FNMA POOL #0AW8597           | 3.000  | 08/01/29 |  | 1,507.730   | 01/01/18 | PRINCIPAL PAYMENT               | 0.00 | 1,507.73           | 1,538.94   | (31.21)             | 411.95               |
| 646243 | 3138XYRT3 | FNMA POOL #0AW8597           | 3.000  | 08/01/29 |  | 1,091.060   | 02/01/18 | PRINCIPAL PAYMENT               | 0.00 | 1,091.06           | 1,113.64   | (22.58)             | 0.00                 |
| 646243 | 3138XYRT3 | FNMA POOL #0AW8597           | 3.000  | 08/01/29 |  | 80,544.690  | 02/16/18 | TRANSFER TO GARCIA HAMILTON     | 0.00 | 0.00               | 0.00       | 0.00                | 0.00                 |
| 993171 | 3138XYRT3 | FNMA POOL #0AW8597           | 3.000  | 08/01/29 |  | 80,544.700  | 02/27/18 | PERSHING LLC, JERSEY CITY       | 0.00 | 80,192.32          | 82,211.97  | (2,019.65)          | 181.23               |
| 646243 | 3138YR5Y0 | FNMA POOL #0AZ0862           | 3.500  | 07/01/45 |  | 1,357.110   | 01/01/18 | PRINCIPAL PAYMENT               | 0.00 | 1,357.11           | 1,394.12   | (37.01)             | 747.20               |
| 646243 | 3138YR5Y0 | FNMA POOL #0AZ0862           | 3.500  | 07/01/45 |  | 950.640     | 02/01/18 | PRINCIPAL PAYMENT               | 0.00 | 950.64             | 976.56     | (25.92)             | 0.00                 |
| 646243 | 3138YR5Y0 | FNMA POOL #0AZ0862           | 3.500  | 07/01/45 |  | 126,462.740 | 02/16/18 | TRANSFER TO GARCIA HAMILTON     | 0.00 | 0.00               | 0.00       | 0.00                | 0.00                 |
| 993171 | 3138YR5Y0 | FNMA POOL #0AZ0862           | 3.500  | 07/01/45 |  | 126,462.740 | 02/21/18 | BANK OF OKLAHOMA NA, TULSA      | 0.00 | 125,869.95         | 129,911.38 | (4,041.43)          | 270.49               |
| 646243 | 3138YWJV0 | FNMA POOL #0AZ4775           | 3.500  | 10/01/45 |  | 865.680     | 01/01/18 | PRINCIPAL PAYMENT               | 0.00 | 865.68             | 889.29     | (23.61)             | 337.20               |
| 646243 | 3138YWJV0 | FNMA POOL #0AZ4775           | 3.500  | 10/01/45 |  | 460.750     | 02/01/18 | PRINCIPAL PAYMENT               | 0.00 | 460.75             | 473.31     | (12.56)             | 0.00                 |
| 646243 | 3138YWJV0 | FNMA POOL #0AZ4775           | 3.500  | 10/01/45 |  | 56,912.930  | 02/16/18 | TRANSFER TO GARCIA HAMILTON     | 0.00 | 0.00               | 0.00       | 0.00                | 0.00                 |
| 993171 | 3138YWJV0 | FNMA POOL #0AZ4775           | 3.500  | 10/01/45 |  | 56,912.940  | 02/21/18 | BANK OF OKLAHOMA NA, TULSA      | 0.00 | 56,592.80          | 58,464.95  | (1,872.15)          | 121.73               |
| 646243 | 31398CTX6 | FHLMC MULTICLASS MTG 3536 PC | 4.500  | 05/15/39 |  | 604.800     | 01/01/18 | PRINCIPAL PAYMENT               | 0.00 | 604.80             | 631.57     | (26.77)             | 23.41                |
| 646243 | 31398CTX6 | FHLMC MULTICLASS MTG 3536 PC | 4.500  | 05/15/39 |  | 394.620     | 02/01/18 | PRINCIPAL PAYMENT               | 0.00 | 394.62             | 412.09     | (17.47)             | 0.00                 |
| 646243 | 31398CTX6 | FHLMC MULTICLASS MTG 3536 PC | 4.500  | 05/15/39 |  | 2,423.710   | 02/16/18 | TRANSFER TO GARCIA HAMILTON     | 0.00 | 0.00               | 0.00       | 0.00                | 0.00                 |
| 993171 | 31398CTX6 | FHLMC MULTICLASS MTG 3536 PC | 4.500  | 05/15/39 |  | 2,423.710   | 02/27/18 | HILLTOP SECURITIES INC, DALLAS  | 0.00 | 2,350.99           | 2,530.98   | (179.99)            | 8.18                 |
| 646243 | 31402HYG0 | FNMA POOL #0729811           | 5.000  | 01/01/19 |  | 571.280     | 01/01/18 | PRINCIPAL PAYMENT               | 0.00 | 571.28             | 581.57     | (10.29)             | 40.82                |
| 646243 | 31402HYG0 | FNMA POOL #0729811           | 5.000  | 01/01/19 |  | 690.030     | 02/01/18 | PRINCIPAL PAYMENT               | 0.00 | 690.03             | 702.46     | (12.43)             | 0.00                 |
| 646243 | 31402HYG0 | FNMA POOL #0729811           | 5.000  | 01/01/19 |  | 3,921.930   | 02/16/18 | TRANSFER TO GARCIA HAMILTON     | 0.00 | 0.00               | 0.00       | 0.00                | 0.00                 |
| 993171 | 31402HYG0 | FNMA POOL #0729811           | 5.000  | 01/01/19 |  | 536.450     | 03/01/18 | PRINCIPAL PAYMENT               | 0.00 | 536.45             | 546.12     | (9.67)              | 0.00                 |
| 993171 | 31402HYG0 | FNMA POOL #0729811           | 5.000  | 01/01/19 |  | 448.540     | 04/01/18 | PRINCIPAL PAYMENT               | 0.00 | 448.54             | 456.62     | (8.08)              | 0.00                 |
| 993171 | 31402HYG0 | FNMA POOL #0729811           | 5.000  | 01/01/19 |  | 451.950     | 05/01/18 | PRINCIPAL PAYMENT               | 0.00 | 451.95             | 460.10     | (8.15)              | 0.00                 |
| 993171 | 31402HYG0 | FNMA POOL #0729811           | 5.000  | 01/01/19 |  | 407.330     | 06/01/18 | PRINCIPAL PAYMENT               | 0.00 | 407.33             | 414.67     | (7.34)              | 0.00                 |
| 993171 | 31402HYG0 | FNMA POOL #0729811           | 5.000  | 01/01/19 |  | 455.150     | 07/01/18 | PRINCIPAL PAYMENT               | 0.00 | 455.15             | 463.35     | (8.20)              | 0.00                 |
| 993171 | 31402HYG0 | FNMA POOL #0729811           | 5.000  | 01/01/19 |  | 410.730     | 08/01/18 | PRINCIPAL PAYMENT               | 0.00 | 410.73             | 418.13     | (7.40)              | 0.00                 |
| 993171 | 31402HYG0 | FNMA POOL #0729811           | 5.000  | 01/01/19 |  | 443.580     | 09/01/18 | PRINCIPAL PAYMENT               | 0.00 | 443.58             | 451.57     | (7.99)              | 0.00                 |

## ANNUAL STATEMENT OF THE CITY OF MEDFORD RETIREMENT SYSTEM FOR THE YEAR ENDED DECEMBER 31, 2018

SCHEDULE 3C  
FIXED INCOME SECURITIES SOLD DURING YEAR

| FUND   | CUSIP     | SECURITY DESCRIPTION | RATE   | MATURITY |      | PAR VALUE   | TRADE    |                             | COMM | PROCEEDS<br>FROM SALE | BOOK<br>VALUE | PROFIT/LOSS<br>ON SALE | INTEREST                |
|--------|-----------|----------------------|--------|----------|------|-------------|----------|-----------------------------|------|-----------------------|---------------|------------------------|-------------------------|
|        |           |                      |        | DATE     | DATE |             | DATE     | NAME OF BROKER              |      |                       |               |                        | RECEIVED<br>DURING YEAR |
| 993171 | 31402HYG0 | FNMA POOL #0729811   | 5.000  | 01/01/19 |      | 307.730     | 10/01/18 | PRINCIPAL PAYMENT           | 0.00 | 307.73                | 313.28        | (5.55)                 | 0.00                    |
| 993171 | 31402HYG0 | FNMA POOL #0729811   | 5.000  | 01/01/19 |      | 262.570     | 11/01/18 | PRINCIPAL PAYMENT           | 0.00 | 262.57                | 267.30        | (4.73)                 | 0.00                    |
| 993171 | 31402HYG0 | FNMA POOL #0729811   | 5.000  | 01/01/19 |      | 163.490     | 12/01/18 | PRINCIPAL PAYMENT           | 0.00 | 163.49                | 166.44        | (2.95)                 | 0.00                    |
| 646243 | 31403RP36 | FNMA POOL #0755642   | 5.500  | 12/01/18 |      | 295.200     | 01/01/18 | PRINCIPAL PAYMENT           | 0.00 | 295.20                | 297.11        | (1.91)                 | 24.35                   |
| 646243 | 31403RP36 | FNMA POOL #0755642   | 5.500  | 12/01/18 |      | 311.070     | 02/01/18 | PRINCIPAL PAYMENT           | 0.00 | 311.07                | 313.09        | (2.02)                 | 0.00                    |
| 646243 | 31403RP36 | FNMA POOL #0755642   | 5.500  | 12/01/18 |      | 2,198.050   | 02/16/18 | TRANSFER TO GARCIA HAMILTON | 0.00 | 0.00                  | 0.00          | 0.00                   | 0.00                    |
| 993171 | 31403RP36 | FNMA POOL #0755642   | 5.500  | 12/01/18 |      | 268.710     | 03/01/18 | PRINCIPAL PAYMENT           | 0.00 | 268.71                | 270.45        | (1.74)                 | 43.85                   |
| 993171 | 31403RP36 | FNMA POOL #0755642   | 5.500  | 12/01/18 |      | 355.280     | 04/01/18 | PRINCIPAL PAYMENT           | 0.00 | 355.28                | 357.58        | (2.30)                 | 0.00                    |
| 993171 | 31403RP36 | FNMA POOL #0755642   | 5.500  | 12/01/18 |      | 276.380     | 05/01/18 | PRINCIPAL PAYMENT           | 0.00 | 276.38                | 278.17        | (1.79)                 | 0.00                    |
| 993171 | 31403RP36 | FNMA POOL #0755642   | 5.500  | 12/01/18 |      | 274.220     | 06/01/18 | PRINCIPAL PAYMENT           | 0.00 | 274.22                | 276.00        | (1.78)                 | 0.00                    |
| 993171 | 31403RP36 | FNMA POOL #0755642   | 5.500  | 12/01/18 |      | 271.320     | 07/01/18 | PRINCIPAL PAYMENT           | 0.00 | 271.32                | 273.08        | (1.76)                 | 0.00                    |
| 993171 | 31403RP36 | FNMA POOL #0755642   | 5.500  | 12/01/18 |      | 237.170     | 08/01/18 | PRINCIPAL PAYMENT           | 0.00 | 237.17                | 238.71        | (1.54)                 | 0.00                    |
| 993171 | 31403RP36 | FNMA POOL #0755642   | 5.500  | 12/01/18 |      | 272.290     | 09/01/18 | PRINCIPAL PAYMENT           | 0.00 | 272.29                | 274.05        | (1.76)                 | 0.00                    |
| 993171 | 31403RP36 | FNMA POOL #0755642   | 5.500  | 12/01/18 |      | 205.840     | 10/01/18 | PRINCIPAL PAYMENT           | 0.00 | 205.84                | 207.17        | (1.33)                 | 0.00                    |
| 993171 | 31403RP36 | FNMA POOL #0755642   | 5.500  | 12/01/18 |      | 36.840      | 11/01/18 | PRINCIPAL PAYMENT           | 0.00 | 36.82                 | 37.08         | (0.26)                 | 0.00                    |
| 646243 | 31404BU83 | FNMA POOL #0763907   | 5.000  | 01/01/19 |      | 161.520     | 01/01/18 | PRINCIPAL PAYMENT           | 0.00 | 161.52                | 164.43        | (2.91)                 | 11.75                   |
| 646243 | 31404BU83 | FNMA POOL #0763907   | 5.000  | 01/01/19 |      | 183.080     | 02/01/18 | PRINCIPAL PAYMENT           | 0.00 | 183.08                | 186.38        | (3.30)                 | 0.00                    |
| 646243 | 31404BU83 | FNMA POOL #0763907   | 5.000  | 01/01/19 |      | 1,145.910   | 02/16/18 | TRANSFER TO GARCIA HAMILTON | 0.00 | 0.00                  | 0.00          | 0.00                   | 0.00                    |
| 993171 | 31404BU83 | FNMA POOL #0763907   | 5.000  | 01/01/19 |      | 159.660     | 03/01/18 | PRINCIPAL PAYMENT           | 0.00 | 159.66                | 162.54        | (2.88)                 | 0.00                    |
| 993171 | 31404BU83 | FNMA POOL #0763907   | 5.000  | 01/01/19 |      | 148.980     | 04/01/18 | PRINCIPAL PAYMENT           | 0.00 | 148.98                | 151.66        | (2.68)                 | 0.00                    |
| 993171 | 31404BU83 | FNMA POOL #0763907   | 5.000  | 01/01/19 |      | 139.760     | 05/01/18 | PRINCIPAL PAYMENT           | 0.00 | 139.76                | 142.28        | (2.52)                 | 0.00                    |
| 993171 | 31404BU83 | FNMA POOL #0763907   | 5.000  | 01/01/19 |      | 137.200     | 06/01/18 | PRINCIPAL PAYMENT           | 0.00 | 137.20                | 139.67        | (2.47)                 | 0.00                    |
| 993171 | 31404BU83 | FNMA POOL #0763907   | 5.000  | 01/01/19 |      | 132.650     | 07/01/18 | PRINCIPAL PAYMENT           | 0.00 | 132.65                | 135.04        | (2.39)                 | 0.00                    |
| 993171 | 31404BU83 | FNMA POOL #0763907   | 5.000  | 01/01/19 |      | 150.080     | 08/01/18 | PRINCIPAL PAYMENT           | 0.00 | 150.08                | 152.79        | (2.71)                 | 0.00                    |
| 993171 | 31404BU83 | FNMA POOL #0763907   | 5.000  | 01/01/19 |      | 98.010      | 09/01/18 | PRINCIPAL PAYMENT           | 0.00 | 98.01                 | 99.78         | (1.77)                 | 0.00                    |
| 993171 | 31404BU83 | FNMA POOL #0763907   | 5.000  | 01/01/19 |      | 79.920      | 10/01/18 | PRINCIPAL PAYMENT           | 0.00 | 79.92                 | 81.36         | (1.44)                 | 0.00                    |
| 993171 | 31404BU83 | FNMA POOL #0763907   | 5.000  | 01/01/19 |      | 53.200      | 11/01/18 | PRINCIPAL PAYMENT           | 0.00 | 53.20                 | 54.16         | (0.96)                 | 0.00                    |
| 993171 | 31404BU83 | FNMA POOL #0763907   | 5.000  | 01/01/19 |      | 37.430      | 12/01/18 | PRINCIPAL PAYMENT           | 0.00 | 37.43                 | 38.10         | (0.67)                 | 0.00                    |
| 646243 | 3140E7GR5 | FNMA POOL #0BA2907   | 4.000  | 11/01/45 |      | 1,928.020   | 01/01/18 | PRINCIPAL PAYMENT           | 0.00 | 1,928.02              | 2,032.77      | (104.75)               | 531.07                  |
| 646243 | 3140E7GR5 | FNMA POOL #0BA2907   | 4.000  | 11/01/45 |      | 567.090     | 02/01/18 | PRINCIPAL PAYMENT           | 0.00 | 567.09                | 597.90        | (30.81)                | 0.00                    |
| 646243 | 3140E7GR5 | FNMA POOL #0BA2907   | 4.000  | 11/01/45 |      | 78,130.140  | 02/16/18 | TRANSFER TO GARCIA HAMILTON | 0.00 | 0.00                  | 0.00          | 0.00                   | 0.00                    |
| 993171 | 3140E7GR5 | FNMA POOL #0BA2907   | 4.000  | 11/01/45 |      | 78,130.140  | 02/21/18 | BANK OF OKLAHOMA NA, TULSA  | 0.00 | 79,814.81             | 82,374.95     | (2,560.14)             | 190.98                  |
| 646243 | 3140EUEF2 | FNMA POOL #0BC0133   | 3.000  | 12/01/30 |      | 2,137.230   | 01/01/18 | PRINCIPAL PAYMENT           | 0.00 | 2,137.23              | 2,178.05      | (40.82)                | 846.40                  |
| 646243 | 3140EUEF2 | FNMA POOL #0BC0133   | 3.000  | 12/01/30 |      | 2,409.280   | 02/01/18 | PRINCIPAL PAYMENT           | 0.00 | 2,409.28              | 2,455.30      | (46.02)                | 0.00                    |
| 646243 | 3140EUEF2 | FNMA POOL #0BC0133   | 3.000  | 12/01/30 |      | 165,803.060 | 02/16/18 | TRANSFER TO GARCIA HAMILTON | 0.00 | 0.00                  | 0.00          | 0.00                   | 0.00                    |
| 993171 | 3140EUEF2 | FNMA POOL #0BC0133   | 3.000  | 12/01/30 |      | 165,803.060 | 02/27/18 | PERSHING LLC, JERSEY CITY   | 0.00 | 165,077.67            | 168,969.90    | (3,892.23)             | 373.06                  |
| 646243 | 3140EVJC2 | FNMA POOL #0BC1158   | 3.500  | 02/01/46 |      | 6,493.730   | 01/01/18 | PRINCIPAL PAYMENT           | 0.00 | 6,493.73              | 6,670.81      | (177.08)               | 3,361.84                |
| 646243 | 3140EVJC2 | FNMA POOL #0BC1158   | 3.500  | 02/01/46 |      | 6,185.910   | 02/01/18 | PRINCIPAL PAYMENT           | 0.00 | 6,185.91              | 6,354.60      | (168.69)               | 0.00                    |
| 646243 | 3140EVJC2 | FNMA POOL #0BC1158   | 3.500  | 02/01/46 |      | 566,882.230 | 02/16/18 | TRANSFER TO GARCIA HAMILTON | 0.00 | 0.00                  | 0.00          | 0.00                   | 0.00                    |
| 993171 | 3140EVJC2 | FNMA POOL #0BC1158   | 3.500  | 02/01/46 |      | 566,882.230 | 02/21/18 | STEPHENS INC, LITTLE ROCK   | 0.00 | 565,996.46            | 582,341.11    | (16,344.65)            | 1,212.50                |
| 646243 | 3140Q74T1 | FNMA POOL #0CA0833   | 3.500  | 12/01/47 |      | 879.650     | 01/01/18 | PRINCIPAL PAYMENT           | 0.00 | 879.65                | 903.71        | (24.06)                | 491.19                  |
| 646243 | 3140Q74T1 | FNMA POOL #0CA0833   | 3.500  | 12/01/47 |      | 315.640     | 02/01/18 | PRINCIPAL PAYMENT           | 0.00 | 315.64                | 324.27        | (8.63)                 | 0.00                    |
| 646243 | 3140Q74T1 | FNMA POOL #0CA0833   | 3.500  | 12/01/47 |      | 83,448.613  | 02/16/18 | TRANSFER TO GARCIA HAMILTON | 0.00 | 0.00                  | 0.00          | 0.00                   | 0.00                    |
| 993171 | 3140Q74T1 | FNMA POOL #0CA0833   | 3.500  | 12/01/47 |      | 83,448.613  | 02/21/18 | BANK OF OKLAHOMA NA, TULSA  | 0.00 | 83,057.44             | 85,730.93     | (2,673.49)             | 178.49                  |
| 646243 | 31410GME0 | FNMA POOL #0888757   | VAR RT | 09/01/37 |      | 38.740      | 01/01/18 | PRINCIPAL PAYMENT           | 0.00 | 38.74                 | 40.85         | (2.11)                 | 62.88                   |
| 646243 | 31410GME0 | FNMA POOL #0888757   | VAR RT | 09/01/37 |      | 897.370     | 02/01/18 | PRINCIPAL PAYMENT           | 0.00 | 897.37                | 946.14        | (48.77)                | 0.00                    |



ANNUAL STATEMENT OF THE CITY OF MEDFORD RETIREMENT SYSTEM FOR THE YEAR ENDED DECEMBER 31, 2018

SCHEDULE 3C  
FIXED INCOME SECURITIES SOLD DURING YEAR

| FUND   | CUSIP     | SECURITY DESCRIPTION                 | RATE     | MATURITY |      | PAR VALUE   | TRADE    |      | NAME OF BROKER                  | COMM | PROCEEDS FROM SALE | BOOK VALUE | PROFIT/LOSS ON SALE | INTEREST             |
|--------|-----------|--------------------------------------|----------|----------|------|-------------|----------|------|---------------------------------|------|--------------------|------------|---------------------|----------------------|
|        |           |                                      |          | DATE     | DATE |             | DATE     | DATE |                                 |      |                    |            |                     | RECEIVED DURING YEAR |
| 646243 | 31410GME0 | FNMA POOL #0888757                   | VAR RT   | 09/01/37 |      | 9,657.570   | 02/16/18 |      | TRANSFER TO GARCIA HAMILTON     | 0.00 | 0.00               | 0.00       | 0.00                | 0.00                 |
| 993171 | 31410GME0 | FNMA POOL #0888757                   | VAR RT   | 09/01/37 |      | 36.160      | 03/01/18 |      | PRINCIPAL PAYMENT               | 0.00 | 36.16              | 38.13      | (1.97)              | 34.44                |
| 993171 | 31410GME0 | FNMA POOL #0888757                   | VAR RT   | 09/01/37 |      | 9,621.410   | 03/05/18 |      | STEPHENS INC, LITTLE ROCK       | 0.00 | 10,012.28          | 10,144.33  | (132.05)            | 0.00                 |
| 646243 | 31411YXK4 | FNMA POOL #0918782                   | VAR RT   | 06/01/37 |      | 8,825.050   | 01/01/18 |      | PRINCIPAL PAYMENT               | 0.00 | 8,825.05           | 9,184.76   | (359.71)            | 89.54                |
| 646243 | 31411YXK4 | FNMA POOL #0918782                   | VAR RT   | 06/01/37 |      | 32.780      | 02/01/18 |      | PRINCIPAL PAYMENT               | 0.00 | 32.78              | 34.12      | (1.34)              | 0.00                 |
| 646243 | 31411YXK4 | FNMA POOL #0918782                   | VAR RT   | 06/01/37 |      | 11,511.150  | 02/16/18 |      | TRANSFER TO GARCIA HAMILTON     | 0.00 | 0.00               | 0.00       | 0.00                | 0.00                 |
| 993171 | 31411YXK4 | FNMA POOL #0918782                   | VAR RT   | 06/01/37 |      | 32.890      | 03/01/18 |      | PRINCIPAL PAYMENT               | 0.00 | 32.89              | 34.23      | (1.34)              | 38.08                |
| 993171 | 31411YXK4 | FNMA POOL #0918782                   | VAR RT   | 06/01/37 |      | 11,478.260  | 03/05/18 |      | STEPHENS INC, LITTLE ROCK       | 0.00 | 11,607.38          | 11,946.11  | (338.73)            | 0.00                 |
| 646243 | 31413JFD1 | FNMA POOL #0946664                   | VAR RT   | 09/01/37 |      | 10.880      | 01/01/18 |      | PRINCIPAL PAYMENT               | 0.00 | 10.88              | 10.74      | 0.14                | 21.67                |
| 646243 | 31413JFD1 | FNMA POOL #0946664                   | VAR RT   | 09/01/37 |      | 866.070     | 02/01/18 |      | PRINCIPAL PAYMENT               | 0.00 | 866.07             | 855.07     | 11.00               | 0.00                 |
| 646243 | 31413JFD1 | FNMA POOL #0946664                   | VAR RT   | 09/01/37 |      | 2,760.000   | 02/16/18 |      | TRANSFER TO GARCIA HAMILTON     | 0.00 | 0.00               | 0.00       | 0.00                | 0.00                 |
| 993171 | 31413JFD1 | FNMA POOL #0946664                   | VAR RT   | 09/01/37 |      | 15.120      | 03/01/18 |      | PRINCIPAL PAYMENT               | 0.00 | 15.12              | 14.92      | 0.20                | 9.73                 |
| 993171 | 31413JFD1 | FNMA POOL #0946664                   | VAR RT   | 09/01/37 |      | 2,744.900   | 03/05/18 |      | STEPHENS INC, LITTLE ROCK       | 0.00 | 2,796.36           | 2,710.03   | 86.33               | 0.00                 |
| 646243 | 31413UHB8 | FNMA POOL #0955726                   | 6.500    | 11/01/37 |      | 41.730      | 01/01/18 |      | PRINCIPAL PAYMENT               | 0.00 | 41.73              | 46.81      | (5.08)              | 219.55               |
| 646243 | 31413UHB8 | FNMA POOL #0955726                   | 6.500    | 11/01/37 |      | 41.170      | 02/01/18 |      | PRINCIPAL PAYMENT               | 0.00 | 41.17              | 46.18      | (5.01)              | 0.00                 |
| 646243 | 31413UHB8 | FNMA POOL #0955726                   | 6.500    | 11/01/37 |      | 20,204.600  | 02/16/18 |      | TRANSFER TO GARCIA HAMILTON     | 0.00 | 0.00               | 0.00       | 0.00                | 0.00                 |
| 993171 | 31413UHB8 | FNMA POOL #0955726                   | 6.500    | 11/01/37 |      | 20,204.610  | 02/21/18 |      | BAIRD, ROBERT W & CO INC, MILWA | 0.00 | 22,540.76          | 22,664.51  | (123.75)            | 80.26                |
| 646243 | 31414U2A5 | FNMA POOL #0976969                   | 6.000    | 02/01/38 |      | 340.540     | 01/01/18 |      | PRINCIPAL PAYMENT               | 0.00 | 340.54             | 385.23     | (44.69)             | 1,123.66             |
| 646243 | 31414U2A5 | FNMA POOL #0976969                   | 6.000    | 02/01/38 |      | 3,420.540   | 02/01/18 |      | PRINCIPAL PAYMENT               | 0.00 | 3,420.54           | 3,869.38   | (448.84)            | 0.00                 |
| 646243 | 31414U2A5 | FNMA POOL #0976969                   | 6.000    | 02/01/38 |      | 108,775.560 | 02/16/18 |      | TRANSFER TO GARCIA HAMILTON     | 0.00 | 0.00               | 0.00       | 0.00                | 0.00                 |
| 993171 | 31414U2A5 | FNMA POOL #0976969                   | 6.000    | 02/01/38 |      | 108,775.580 | 02/27/18 |      | CRG CLEAR CORRSPNDENNT SER      | 0.00 | 120,638.91         | 123,049.09 | (2,410.18)          | 489.49               |
| 646243 | 31418CMX9 | FNMA POOL #0MA3073                   | 4.500    | 06/01/47 |      | 12,041.130  | 01/01/18 |      | PRINCIPAL PAYMENT               | 0.00 | 12,041.13          | 12,824.29  | (783.16)            | 3,608.32             |
| 646243 | 31418CMX9 | FNMA POOL #0MA3073                   | 4.500    | 06/01/47 |      | 9,304.910   | 02/01/18 |      | PRINCIPAL PAYMENT               | 0.00 | 9,304.91           | 9,910.10   | (605.19)            | 0.00                 |
| 646243 | 31418CMX9 | FNMA POOL #0MA3073                   | 4.500    | 06/01/47 |      | 465,783.479 | 02/16/18 |      | TRANSFER TO GARCIA HAMILTON     | 0.00 | 0.00               | 0.00       | 0.00                | 0.00                 |
| 993171 | 31418CMX9 | FNMA POOL #0MA3073                   | 4.500    | 06/01/47 |      | 465,783.481 | 02/21/18 |      | STEPHENS INC, LITTLE ROCK       | 0.00 | 487,762.64         | 496,078.03 | (8,315.39)          | 1,280.90             |
| 646243 | 31428XBN5 | FEDEX CORP                           | 4.400    | 01/15/47 |      | 35,000.000  | 02/16/18 |      | TRANSFER TO GARCIA HAMILTON     | 0.00 | 0.00               | 0.00       | 0.00                | 770.00               |
| 993171 | 31428XBN5 | FEDEX CORP                           | 4.400    | 01/15/47 |      | 35,000.000  | 02/21/18 |      | GREAT PACIFIC SECS INC, CALIFOF | 0.00 | 34,597.68          | 37,346.05  | (2,748.37)          | 162.56               |
| 646243 | 320808AD0 | FIRST MARYLAND CAPITAL I             | VAR RT   | 01/15/27 |      | 36,000.000  | 02/16/18 |      | TRANSFER TO GARCIA HAMILTON     | 0.00 | 0.00               | 0.00       | 0.00                | 217.04               |
| 993171 | 320808AD0 | FIRST MARYLAND CAPITAL I             | VAR RT   | 01/15/27 |      | 36,000.000  | 03/05/18 |      | GREAT PACIFIC SECS INC, CALIFOF | 0.00 | 34,209.32          | 34,290.00  | (80.68)             | 138.73               |
| 646243 | 32082CAC1 | FIRST MARYLAND CAPITAL II            | VAR RT   | 02/01/27 |      | 86,000.000  | 02/16/18 |      | TRANSFER TO GARCIA HAMILTON     | 0.00 | 0.00               | 0.00       | 0.00                | 489.40               |
| 993171 | 32082CAC1 | FIRST MARYLAND CAPITAL II            | VAR RT   | 02/01/27 |      | 86,000.000  | 03/05/18 |      | PERSHING LLC, JERSEY CITY       | 0.00 | 81,298.38          | 80,840.00  | 458.38              | 213.07               |
| 646243 | 34528QFU3 | FORD CREDIT FLOORPLAN MAST 3 /       | 2.480    | 09/15/24 |      | 130,000.000 | 02/16/18 |      | TRANSFER TO GARCIA HAMILTON     | 0.00 | 0.00               | 0.00       | 0.00                | 537.34               |
| 993171 | 34528QFU3 | FORD CREDIT FLOORPLAN MAST 3 /       | 2.480    | 09/15/24 |      | 130,000.000 | 02/27/18 |      | BK OF NEW YORK MELLON/TORON     | 0.00 | 126,455.47         | 129,285.00 | (2,829.53)          | 116.42               |
| 646243 | 34531CAD2 | FORD CREDIT AUTO OWNER TR C A        | 1.220    | 03/15/21 |      | 10,000.000  | 02/16/18 |      | TRANSFER TO GARCIA HAMILTON     | 0.00 | 0.00               | 0.00       | 0.00                | 20.34                |
| 993171 | 34531CAD2 | FORD CREDIT AUTO OWNER TR C A        | 1.220    | 03/15/21 |      | 10,000.005  | 02/28/18 |      | BB&T SECURITIES, LLC, RICHMOND  | 0.00 | 9,653.13           | 9,888.30   | (235.17)            | 5.76                 |
| 646243 | 34531PAD3 | FORD CREDIT AUTO OWNER TR A A        | 1.390    | 07/15/20 |      | 2,605.840   | 01/15/18 |      | PRINCIPAL PAYMENT               | 0.00 | 2,605.84           | 2,597.29   | 8.55                | 81.48                |
| 646243 | 34531PAD3 | FORD CREDIT AUTO OWNER TR A A        | 1.390    | 07/15/20 |      | 2,769.990   | 02/15/18 |      | PRINCIPAL PAYMENT               | 0.00 | 2,769.99           | 2,760.90   | 9.09                | 0.00                 |
| 646243 | 34531PAD3 | FORD CREDIT AUTO OWNER TR A A        | 1.390    | 07/15/20 |      | 31,098.710  | 02/16/18 |      | TRANSFER TO GARCIA HAMILTON     | 0.00 | 0.00               | 0.00       | 0.00                | 0.00                 |
| 993171 | 34531PAD3 | FORD CREDIT AUTO OWNER TR A A        | 1.390    | 07/15/20 |      | 31,098.705  | 03/05/18 |      | GREAT PACIFIC SECS INC, CALIFOF | 0.00 | 30,778.00          | 30,996.71  | (218.71)            | 26.42                |
| 646243 | 36159JCV1 | GE CAPITAL CREDIT CARD MAS 2 A       | 2.220    | 01/15/22 |      | 190,000.000 | 02/16/18 |      | TRANSFER TO GARCIA HAMILTON     | 0.00 | 0.00               | 0.00       | 0.00                | 351.50               |
| 993171 | 36159JCV1 | GE CAPITAL CREDIT CARD MAS 2 A       | 2.220    | 01/15/22 |      | 190,000.000 | 02/27/18 |      | BB&T SECURITIES, LLC, RICHMOND  | 0.00 | 188,396.88         | 190,148.44 | (1,751.56)          | 152.32               |
| 646243 | 36164QNA2 | GE CAPITAL INTERNATIONAL FUNDI       | 4.418    | 11/15/35 |      | 67,000.000  | 02/16/18 |      | TRANSFER TO GARCIA HAMILTON     | 0.00 | 0.00               | 0.00       | 0.00                | 0.00                 |
| 993171 | 36164QNA2 | GE CAPITAL INTERNATIONAL FUNDI       | 4.418    | 11/15/35 |      | 67,000.000  | 02/21/18 |      | US BANCORP INVESTMENTS INC., N  | 0.00 | 65,664.02          | 69,239.81  | (3,575.79)          | 805.79               |
| 646243 | 36198EAE5 | GS MORTGAGE SECURITIES GC13 A VAR RT | 07/10/46 |          |      | 30,000.000  | 02/16/18 |      | TRANSFER TO GARCIA HAMILTON     | 0.00 | 0.00               | 0.00       | 0.00                | 202.84               |
| 993171 | 36198EAE5 | GS MORTGAGE SECURITIES GC13 A VAR RT | 07/10/46 |          |      | 30,000.000  | 02/27/18 |      | HILLTOP SECURITIES INC, DALLAS  | 0.00 | 30,750.00          | 32,081.10  | (1,331.10)          | 91.28                |
| 646243 | 36200EDR9 | GNMA POOL #0598712                   | 5.500    | 07/15/33 |      | 140.410     | 01/01/18 |      | PRINCIPAL PAYMENT               | 0.00 | 140.41             | 155.66     | (15.25)             | 316.82               |

ANNUAL STATEMENT OF THE CITY OF MEDFORD RETIREMENT SYSTEM FOR THE YEAR ENDED DECEMBER 31, 2018

SCHEDULE 3C  
FIXED INCOME SECURITIES SOLD DURING YEAR

| FUND   | CUSIP      | SECURITY DESCRIPTION           | RATE   | MATURITY |             | TRADE    |                                 | NAME OF BROKER | COMM       | PROCEEDS FROM SALE | BOOK VALUE | PROFIT/LOSS ON SALE | INTEREST RECEIVED DURING YEAR |
|--------|------------|--------------------------------|--------|----------|-------------|----------|---------------------------------|----------------|------------|--------------------|------------|---------------------|-------------------------------|
|        |            |                                |        | DATE     | PAR VALUE   | DATE     |                                 |                |            |                    |            |                     |                               |
| 646243 | 36200EDR9  | GNMA POOL #0598712             | 5.500  | 07/15/33 | 165.360     | 02/01/18 | PRINCIPAL PAYMENT               | 0.00           | 165.36     | 183.32             | (17.96)    | 0.00                |                               |
| 646243 | 36200EDR9  | GNMA POOL #0598712             | 5.500  | 07/15/33 | 34,326.040  | 02/16/18 | TRANSFER TO GARCIA HAMILTON     | 0.00           | 0.00       | 0.00               | 0.00       | 0.00                |                               |
| 993171 | 36200EDR9  | GNMA POOL #0598712             | 5.500  | 07/15/33 | 140.930     | 03/01/18 | PRINCIPAL PAYMENT               | 0.00           | 140.93     | 156.24             | (15.31)    | 251.34              |                               |
| 993171 | 36200EDR9  | GNMA POOL #0598712             | 5.500  | 07/15/33 | 34,185.136  | 03/15/18 | BAIRD, ROBERT W & CO INC, MILWA | 0.00           | 36,855.85  | 37,898.30          | (1,042.45) | 0.00                |                               |
| 646243 | 36200Q3K8  | GNMA POOL #0569702             | 7.000  | 02/15/32 | 34.130      | 01/01/18 | PRINCIPAL PAYMENT               | 0.00           | 34.13      | 40.13              | (6.00)     | 91.40               |                               |
| 646243 | 36200Q3K8  | GNMA POOL #0569702             | 7.000  | 02/15/32 | 719.620     | 02/01/18 | PRINCIPAL PAYMENT               | 0.00           | 719.62     | 846.04             | (126.42)   | 0.00                |                               |
| 646243 | 36200Q3K8  | GNMA POOL #0569702             | 7.000  | 02/15/32 | 7,097.990   | 02/16/18 | TRANSFER TO GARCIA HAMILTON     | 0.00           | 0.00       | 0.00               | 0.00       | 0.00                |                               |
| 993171 | 36200Q3K8  | GNMA POOL #0569702             | 7.000  | 02/15/32 | 32.030      | 03/01/18 | PRINCIPAL PAYMENT               | 0.00           | 32.03      | 37.66              | (5.63)     | 49.64               |                               |
| 993171 | 36200Q3K8  | GNMA POOL #0569702             | 7.000  | 02/15/32 | 7,065.960   | 03/05/18 | BANK OF OKLAHOMA NA, TULSA      | 0.00           | 7,302.23   | 8,307.30           | (1,005.07) | 0.00                |                               |
| 646243 | 36207MLL8  | GNMA POOL #0436031             | 7.500  | 12/15/27 | 15.720      | 01/01/18 | PRINCIPAL PAYMENT               | 0.00           | 15.72      | 15.97              | (0.25)     | 32.54               |                               |
| 646243 | 36207MLL8  | GNMA POOL #0436031             | 7.500  | 12/15/27 | 15.830      | 02/01/18 | PRINCIPAL PAYMENT               | 0.00           | 15.83      | 16.08              | (0.25)     | 0.00                |                               |
| 646243 | 36207MLL8  | GNMA POOL #0436031             | 7.500  | 12/15/27 | 2,579.160   | 02/16/18 | TRANSFER TO GARCIA HAMILTON     | 0.00           | 0.00       | 0.00               | 0.00       | 0.00                |                               |
| 993171 | 36207MLL8  | GNMA POOL #0436031             | 7.500  | 12/15/27 | 2,579.160   | 02/23/18 | MESIROW FINANCIAL INC, JERSEY   | 0.00           | 2,643.64   | 2,620.17           | 23.47      | 13.97               |                               |
| 646243 | 36213UL99  | GNMA POOL #0564752             | 6.500  | 08/15/31 | 22.680      | 01/01/18 | PRINCIPAL PAYMENT               | 0.00           | 22.68      | 25.16              | (2.48)     | 62.07               |                               |
| 646243 | 36213UL99  | GNMA POOL #0564752             | 6.500  | 08/15/31 | 22.800      | 02/01/18 | PRINCIPAL PAYMENT               | 0.00           | 22.80      | 25.29              | (2.49)     | 0.00                |                               |
| 646243 | 36213UL99  | GNMA POOL #0564752             | 6.500  | 08/15/31 | 5,695.360   | 02/16/18 | TRANSFER TO GARCIA HAMILTON     | 0.00           | 0.00       | 0.00               | 0.00       | 0.00                |                               |
| 993171 | 36213UL99  | GNMA POOL #0564752             | 6.500  | 08/15/31 | 23.240      | 03/01/18 | PRINCIPAL PAYMENT               | 0.00           | 23.24      | 25.76              | (2.52)     | 36.99               |                               |
| 993171 | 36213UL99  | GNMA POOL #0564752             | 6.500  | 08/15/31 | 5,672.140   | 03/05/18 | BANK OF OKLAHOMA NA, TULSA      | 0.00           | 5,785.57   | 6,292.74           | (507.17)   | 0.00                |                               |
| 646243 | 36225AFH8  | GNMA POOL #0780168             | 6.500  | 05/15/24 | 284.330     | 01/01/18 | PRINCIPAL PAYMENT               | 0.00           | 284.33     | 315.44             | (31.11)    | 47.02               |                               |
| 646243 | 36225AFH8  | GNMA POOL #0780168             | 6.500  | 05/15/24 | 117.170     | 02/01/18 | PRINCIPAL PAYMENT               | 0.00           | 117.17     | 129.99             | (12.82)    | 0.00                |                               |
| 646243 | 36225AFH8  | GNMA POOL #0780168             | 6.500  | 05/15/24 | 4,081.790   | 02/16/18 | TRANSFER TO GARCIA HAMILTON     | 0.00           | 0.00       | 0.00               | 0.00       | 0.00                |                               |
| 993171 | 36225AFH8  | GNMA POOL #0780168             | 6.500  | 05/15/24 | 63.630      | 03/01/18 | PRINCIPAL PAYMENT               | 0.00           | 63.63      | 70.59              | (6.96)     | 26.46               |                               |
| 993171 | 36225AFH8  | GNMA POOL #0780168             | 6.500  | 05/15/24 | 4,018.160   | 03/05/18 | STEPHENS INC, LITTLE ROCK       | 0.00           | 4,231.63   | 4,457.79           | (226.16)   | 0.00                |                               |
| 646243 | 36225BLL0  | GNMA POOL #0781231             | 7.000  | 12/15/30 | 143.580     | 01/01/18 | PRINCIPAL PAYMENT               | 0.00           | 143.58     | 166.98             | (23.40)    | 170.85              |                               |
| 646243 | 36225BLL0  | GNMA POOL #0781231             | 7.000  | 12/15/30 | 322.470     | 02/01/18 | PRINCIPAL PAYMENT               | 0.00           | 322.47     | 375.03             | (52.56)    | 0.00                |                               |
| 646243 | 36225BLL0  | GNMA POOL #0781231             | 7.000  | 12/15/30 | 14,249.970  | 02/16/18 | TRANSFER TO GARCIA HAMILTON     | 0.00           | 0.00       | 0.00               | 0.00       | 0.00                |                               |
| 993171 | 36225BLL0  | GNMA POOL #0781231             | 7.000  | 12/15/30 | 320.170     | 03/01/18 | PRINCIPAL PAYMENT               | 0.00           | 320.16     | 372.35             | (52.19)    | 99.37               |                               |
| 993171 | 36225BLL0  | GNMA POOL #0781231             | 7.000  | 12/15/30 | 13,929.800  | 03/05/18 | BAIRD, ROBERT W & CO INC, MILWA | 0.00           | 15,200.89  | 16,200.22          | (999.33)   | 0.00                |                               |
| 646243 | 36251MAD3  | GM FINANCIAL AUTOMOBILE L 3 A3 | 1.610  | 12/20/19 | 22,000.000  | 02/16/18 | TRANSFER TO GARCIA HAMILTON     | 0.00           | 0.00       | 0.00               | 0.00       | 29.52               |                               |
| 993171 | 36251MAD3  | GM FINANCIAL AUTOMOBILE L 3 A3 | 1.610  | 12/20/19 | 22,000.000  | 06/12/18 | HILLTOP SECURITIES INC, DALLAS  | 0.00           | 21,780.00  | 21,926.74          | (146.74)   | 141.69              |                               |
| 646243 | 36253WAB3  | GM FINANCIAL AUTOMOBILE 1 A2A  | 1.670  | 09/20/19 | 1,716.280   | 01/20/18 | PRINCIPAL PAYMENT               | 0.00           | 1,716.28   | 1,714.12           | 2.16       | 34.19               |                               |
| 646243 | 36253WAB3  | GM FINANCIAL AUTOMOBILE 1 A2A  | 1.670  | 09/20/19 | 22,851.160  | 02/16/18 | TRANSFER TO GARCIA HAMILTON     | 0.00           | 0.00       | 0.00               | 0.00       | 0.00                |                               |
| 993171 | 36253WAB3  | GM FINANCIAL AUTOMOBILE 1 A2A  | 1.670  | 09/20/19 | 1,572.470   | 02/20/18 | PRINCIPAL PAYMENT               | 0.00           | 1,572.47   | 1,570.49           | 1.98       | 128.10              |                               |
| 993171 | 36253WAB3  | GM FINANCIAL AUTOMOBILE 1 A2A  | 1.670  | 09/20/19 | 1,785.750   | 03/20/18 | PRINCIPAL PAYMENT               | 0.00           | 1,785.75   | 1,783.50           | 2.25       | 0.00                |                               |
| 993171 | 36253WAB3  | GM FINANCIAL AUTOMOBILE 1 A2A  | 1.670  | 09/20/19 | 2,733.250   | 04/20/18 | PRINCIPAL PAYMENT               | 0.00           | 2,733.25   | 2,729.81           | 3.44       | 0.00                |                               |
| 993171 | 36253WAB3  | GM FINANCIAL AUTOMOBILE 1 A2A  | 1.670  | 09/20/19 | 2,169.570   | 05/20/18 | PRINCIPAL PAYMENT               | 0.00           | 2,169.57   | 2,166.84           | 2.73       | 0.00                |                               |
| 993171 | 36253WAB3  | GM FINANCIAL AUTOMOBILE 1 A2A  | 1.670  | 09/20/19 | 14,590.120  | 06/12/18 | HILLTOP SECURITIES INC, DALLAS  | 0.00           | 14,451.51  | 14,571.73          | (120.22)   | 0.00                |                               |
| 646243 | 36255PAD2  | GM FINANCIAL CONSUMER AUT 1 A3 | 2.320  | 07/18/22 | 25,000.000  | 02/16/18 | TRANSFER TO GARCIA HAMILTON     | 0.00           | 0.00       | 0.00               | 0.00       | 45.11               |                               |
| 993171 | 36255PAD2  | GM FINANCIAL CONSUMER AUT 1 A3 | 2.320  | 07/18/22 | 25,000.000  | 02/28/18 | BB&T SECURITIES, LLC, RICHMOND  | 0.00           | 24,382.81  | 24,994.33          | (611.52)   | 25.78               |                               |
| 646243 | 369604BQ5  | GENERAL ELECTRIC CO            | VAR RT | 12/31/49 | 109,000.000 | 02/16/18 | TRANSFER TO GARCIA HAMILTON     | 0.00           | 0.00       | 0.00               | 0.00       | 0.00                |                               |
| 993171 | 369604BQ5  | GENERAL ELECTRIC CO            | VAR RT | 12/31/49 | 109,000.000 | 02/28/18 | GREAT PACIFIC SECS INC, CALIFOF | 0.00           | 107,692.00 | 112,335.40         | (4,643.40) | 1,165.69            |                               |
| 646243 | 38013BAD2  | GM FINANCIAL AUTOMOBILE L 3 A3 | 2.010  | 11/20/20 | 10,000.000  | 02/16/18 | TRANSFER TO GARCIA HAMILTON     | 0.00           | 0.00       | 0.00               | 0.00       | 16.75               |                               |
| 993171 | 38013BAD2  | GM FINANCIAL AUTOMOBILE L 3 A3 | 2.010  | 11/20/20 | 10,000.000  | 03/05/18 | GREAT PACIFIC SECS INC, CALIFOF | 0.00           | 9,731.25   | 9,963.00           | (231.75)   | 26.24               |                               |
| 993171 | 38141GVVW1 | GOLDMAN SACHS GROUP INC/THE    | VAR RT | 04/23/21 | 445,000.000 | 09/10/18 | MIZUHO SECURITIES USA INC, NEW  | 0.00           | 455,141.55 | 457,397.70         | (2,256.15) | 9,876.74            |                               |
| 646243 | 404280BL2  | HSBC HOLDINGS PLC              | VAR RT | 12/31/49 | 22,000.000  | 01/05/18 | DEUTSCHE BK SECS INC, NY (NWS)  | 0.00           | 23,320.00  | 23,127.50          | 192.50     | 352.50              |                               |
| 646243 | 404280BL2  | HSBC HOLDINGS PLC              | VAR RT | 12/31/49 | 23,000.000  | 01/05/18 | HSBC SEC INC NY USA, NEW YORK   | 0.00           | 24,380.00  | 24,178.75          | 201.25     | 0.00                |                               |

## ANNUAL STATEMENT OF THE CITY OF MEDFORD RETIREMENT SYSTEM FOR THE YEAR ENDED DECEMBER 31, 2018

SCHEDULE 3C  
FIXED INCOME SECURITIES SOLD DURING YEAR

| FUND   | CUSIP     | SECURITY DESCRIPTION           | MATURITY |          | PAR VALUE   | TRADE    |                                 | PROCEEDS<br>FROM SALE | BOOK<br>VALUE | PROFIT/LOSS<br>ON SALE | INTEREST<br>RECEIVED<br>DURING YEAR |
|--------|-----------|--------------------------------|----------|----------|-------------|----------|---------------------------------|-----------------------|---------------|------------------------|-------------------------------------|
|        |           |                                | RATE     | DATE     |             | DATE     | NAME OF BROKER                  |                       |               |                        |                                     |
| 646243 | 43814RAC0 | HONDA AUTO RECEIVABLES 20 4 A3 | 1.210    | 12/18/20 | 50,000.000  | 02/16/18 | TRANSFER TO GARCIA HAMILTON     | 0.00                  | 0.00          | 0.00                   | 50.42                               |
| 993171 | 43814RAC0 | HONDA AUTO RECEIVABLES 20 4 A3 | 1.210    | 12/18/20 | 50,000.000  | 03/05/18 | STEPHENS INC, LITTLE ROCK       | 0.00                  | 48,937.50     | 49,497.00              | 82.35                               |
| 646243 | 446150AG9 | HUNTINGTON BANCSHARES INC/OH   | 7.000    | 12/15/20 | 60,000.000  | 02/16/18 | TRANSFER TO GARCIA HAMILTON     | 0.00                  | 0.00          | 0.00                   | 0.00                                |
| 993171 | 446150AG9 | HUNTINGTON BANCSHARES INC/OH   | 7.000    | 12/15/20 | 60,000.000  | 03/05/18 | GREAT PACIFIC SECS INC, CALIFOF | 0.00                  | 66,527.46     | 67,096.20              | 956.67                              |
| 646243 | 46625HHA1 | JPMORGAN CHASE & CO            | VAR RT   | 12/31/49 | 4,000.000   | 01/02/18 | WELLS FARGO SECURITIES, LLC, N  | 0.00                  | 4,060.00      | 4,050.00               | 970.39                              |
| 646243 | 46625HHA1 | JPMORGAN CHASE & CO            | VAR RT   | 12/31/49 | 7,000.000   | 01/03/18 | J.P. MORGAN SECURITIES LLC, NEV | 0.00                  | 7,099.40      | 7,087.50               | 0.00                                |
| 646243 | 46625HHA1 | JPMORGAN CHASE & CO            | VAR RT   | 12/31/49 | 20,000.000  | 01/03/18 | SEAPORT GROUP SECURITIES, LLC   | 0.00                  | 20,300.00     | 20,250.00              | 0.00                                |
| 646243 | 46625HHA1 | JPMORGAN CHASE & CO            | VAR RT   | 12/31/49 | 14,000.000  | 01/04/18 | J.P. MORGAN SECURITIES LLC, NEV | 0.00                  | 14,212.80     | 14,175.00              | 0.00                                |
| 646243 | 46625HHA1 | JPMORGAN CHASE & CO            | VAR RT   | 12/31/49 | 5,000.000   | 01/04/18 | CREDIT SUISSE, NEW YORK (CSUS)  | 0.00                  | 5,077.50      | 5,062.50               | 0.00                                |
| 646243 | 46625HHA1 | JPMORGAN CHASE & CO            | VAR RT   | 12/31/49 | 3,000.000   | 01/05/18 | J.P. MORGAN SECURITIES LLC, NEV | 0.00                  | 3,048.00      | 3,037.50               | 0.00                                |
| 646243 | 46625HHA1 | JPMORGAN CHASE & CO            | VAR RT   | 12/31/49 | 12,000.000  | 01/11/18 | J.P. MORGAN SECURITIES LLC, NEV | 0.00                  | 12,186.00     | 12,150.00              | 0.00                                |
| 646243 | 46625HHA1 | JPMORGAN CHASE & CO            | VAR RT   | 12/31/49 | 143,000.000 | 02/16/18 | TRANSFER TO GARCIA HAMILTON     | 0.00                  | 0.00          | 0.00                   | 0.00                                |
| 993171 | 46625HHA1 | JPMORGAN CHASE & CO            | VAR RT   | 12/31/49 | 143,000.000 | 03/08/18 | ACADEMY SECURITIES, INC, NEW Y  | 0.00                  | 144,144.00    | 144,787.50             | 4,142.23                            |
| 646243 | 46625HKK5 | JPMORGAN CHASE & CO            | VAR RT   | 12/31/49 | 16,000.000  | 01/03/18 | GOLDMAN SACHS & CO, NY          | 0.00                  | 16,640.00     | 16,593.60              | 1,553.49                            |
| 646243 | 46625HKK5 | JPMORGAN CHASE & CO            | VAR RT   | 12/31/49 | 5,000.000   | 01/03/18 | GOLDMAN SACHS & CO, NY          | 0.00                  | 5,200.00      | 5,185.50               | 0.00                                |
| 646243 | 46625HKK5 | JPMORGAN CHASE & CO            | VAR RT   | 12/31/49 | 14,000.000  | 01/04/18 | J.P. MORGAN SECURITIES LLC, NEV | 0.00                  | 14,560.00     | 14,519.40              | 0.00                                |
| 646243 | 46625HKK5 | JPMORGAN CHASE & CO            | VAR RT   | 12/31/49 | 7,000.000   | 01/17/18 | CREDIT SUISSE, NEW YORK (CSUS)  | 0.00                  | 7,262.50      | 7,259.70               | 0.00                                |
| 646243 | 46625HKK5 | JPMORGAN CHASE & CO            | VAR RT   | 12/31/49 | 44,000.000  | 01/19/18 | BARCLAYS CAP/FIXED INCOME, NEI  | 0.00                  | 45,595.00     | 45,632.40              | 0.00                                |
| 646243 | 46625HKK5 | JPMORGAN CHASE & CO            | VAR RT   | 12/31/49 | 49,000.000  | 01/23/18 | J.P. MORGAN SECURITIES LLC, NEV | 0.00                  | 50,690.50     | 50,817.90              | 0.00                                |
| 646243 | 46625HKK5 | JPMORGAN CHASE & CO            | VAR RT   | 12/31/49 | 91,000.000  | 02/16/18 | TRANSFER TO GARCIA HAMILTON     | 0.00                  | 0.00          | 0.00                   | 0.00                                |
| 993171 | 46625HKK5 | JPMORGAN CHASE & CO            | VAR RT   | 12/31/49 | 91,000.000  | 02/28/18 | GREAT PACIFIC SECS INC, CALIFOF | 0.00                  | 93,843.75     | 94,376.10              | 1,621.06                            |
| 646243 | 46625HRY8 | JPMORGAN CHASE & CO            | VAR RT   | 02/01/28 | 87,000.000  | 02/16/18 | TRANSFER TO GARCIA HAMILTON     | 0.00                  | 0.00          | 0.00                   | 1,645.17                            |
| 993171 | 46625HRY8 | JPMORGAN CHASE & CO            | VAR RT   | 02/01/28 | 87,000.000  | 02/28/18 | US BANCORP INVESTMENTS INC., N  | 0.00                  | 86,509.32     | 90,153.75              | 283.33                              |
| 646243 | 46634SAC9 | JP MORGAN CHASE COMMERC C6 /   | 3.507    | 05/15/45 | 142.220     | 02/01/18 | PRINCIPAL PAYMENT               | 0.00                  | 142.22        | 146.75                 | 203.78                              |
| 646243 | 46634SAC9 | JP MORGAN CHASE COMMERC C6 /   | 3.507    | 05/15/45 | 34,717.468  | 02/16/18 | TRANSFER TO GARCIA HAMILTON     | 0.00                  | 0.00          | 0.00                   | 0.00                                |
| 993171 | 46634SAC9 | JP MORGAN CHASE COMMERC C6 /   | 3.507    | 05/15/45 | 34,717.470  | 02/27/18 | HILLTOP SECURITIES INC, DALLAS  | 0.00                  | 34,565.58     | 35,822.87              | 91.33                               |
| 646243 | 46638UAC0 | JP MORGAN CHASE COMMERC C8 /   | 2.829    | 10/15/45 | 47,783.680  | 02/16/18 | TRANSFER TO GARCIA HAMILTON     | 0.00                  | 0.00          | 0.00                   | 225.30                              |
| 993171 | 46638UAC0 | JP MORGAN CHASE COMMERC C8 /   | 2.829    | 10/15/45 | 47,783.680  | 02/21/18 | MERRILL LYNCH PIERCE FENNER S   | 0.00                  | 46,454.70     | 48,019.73              | 82.61                               |
| 646243 | 46639EAE1 | JP MORGAN CHASE COMMERC LC9    | 2.840    | 12/15/47 | 60,000.000  | 02/16/18 | TRANSFER TO GARCIA HAMILTON     | 0.00                  | 0.00          | 0.00                   | 284.00                              |
| 993171 | 46639EAE1 | JP MORGAN CHASE COMMERC LC9    | 2.840    | 12/15/47 | 60,000.000  | 02/21/18 | GREAT PACIFIC SECS INC, CALIFOF | 0.00                  | 58,293.75     | 60,321.60              | 104.13                              |
| 646243 | 46640LAD4 | JPMBB COMMERCIAL MORTGA C14 /  | VAR RT   | 08/15/46 | 60,000.000  | 02/16/18 | TRANSFER TO GARCIA HAMILTON     | 0.00                  | 0.00          | 0.00                   | 413.28                              |
| 993171 | 46640LAD4 | JPMBB COMMERCIAL MORTGA C14 /  | VAR RT   | 08/15/46 | 60,000.000  | 02/21/18 | GREAT PACIFIC SECS INC, CALIFOF | 0.00                  | 61,443.75     | 63,924.00              | 151.53                              |
| 646243 | 46643TBJ0 | JPMBB COMMERCIAL MORTGA C26 /  | 3.494    | 01/15/48 | 95,000.000  | 02/16/18 | TRANSFER TO GARCIA HAMILTON     | 0.00                  | 0.00          | 0.00                   | 553.26                              |
| 993171 | 46643TBJ0 | JPMBB COMMERCIAL MORTGA C26 /  | 3.494    | 01/15/48 | 95,000.000  | 02/21/18 | GREAT PACIFIC SECS INC, CALIFOF | 0.00                  | 93,589.84     | 97,867.10              | 202.86                              |
| 646243 | 476556CX1 | JERSEY CENTRAL POWER & LIGHT   | 6.150    | 06/01/37 | 13,000.000  | 02/16/18 | TRANSFER TO GARCIA HAMILTON     | 0.00                  | 0.00          | 0.00                   | 0.00                                |
| 993171 | 476556CX1 | JERSEY CENTRAL POWER & LIGHT   | 6.150    | 06/01/37 | 13,000.000  | 02/21/18 | MILLENNIUM ADVISORS LLC, NEW Y  | 0.00                  | 15,602.60     | 16,108.04              | 182.11                              |
| 646243 | 47788NAC2 | JOHN DEERE OWNER TRUST 20 B A  | 1.250    | 06/15/20 | 25,000.000  | 02/16/18 | TRANSFER TO GARCIA HAMILTON     | 0.00                  | 0.00          | 0.00                   | 52.08                               |
| 993171 | 47788NAC2 | JOHN DEERE OWNER TRUST 20 B A  | 1.250    | 06/15/20 | 25,000.005  | 03/05/18 | BB&T SECURITIES, LLC, RICHMOND  | 0.00                  | 24,515.63     | 24,844.75              | 19.10                               |
| 646243 | 478160BT0 | JOHNSON & JOHNSON              | 2.050    | 03/01/23 | 34,000.000  | 02/16/18 | TRANSFER TO GARCIA HAMILTON     | 0.00                  | 0.00          | 0.00                   | 0.00                                |
| 993171 | 478160BT0 | JOHNSON & JOHNSON              | 2.050    | 03/01/23 | 34,000.000  | 02/28/18 | GREAT PACIFIC SECS INC, CALIFOF | 0.00                  | 32,549.56     | 33,351.62              | 350.44                              |
| 646243 | 491189FC5 | KENTUCKY ST ASSET/LIABILITY CO | 3.165    | 04/01/18 | 14,906.730  | 02/16/18 | TRANSFER TO GARCIA HAMILTON     | 0.00                  | 0.00          | 0.00                   | 0.00                                |
| 993171 | 491189FC5 | KENTUCKY ST ASSET/LIABILITY CO | 3.165    | 04/01/18 | 14,906.730  | 03/31/18 | MATURITY                        | 0.00                  | 14,906.24     | 14,959.80              | 235.89                              |
| 646243 | 49326MAA3 | KEYCORP CAPITAL I              | VAR RT   | 07/01/28 | 24,000.000  | 01/02/18 | BARCLAYS CAP/FIXED INCOME, NEI  | 0.00                  | 22,410.00     | 22,440.00              | 1,244.90                            |
| 646243 | 49326MAA3 | KEYCORP CAPITAL I              | VAR RT   | 07/01/28 | 24,000.000  | 01/19/18 | CREDIT SUISSE, NEW YORK (CSUS)  | 0.00                  | 22,440.00     | 22,440.00              | 0.00                                |
| 646243 | 49326MAA3 | KEYCORP CAPITAL I              | VAR RT   | 07/01/28 | 41,000.000  | 01/19/18 | CREDIT SUISSE, NEW YORK (CSUS)  | 0.00                  | 38,335.00     | 38,335.00              | 0.00                                |
| 646243 | 49326MAA3 | KEYCORP CAPITAL I              | VAR RT   | 07/01/28 | 96,000.000  | 01/24/18 | CREDIT SUISSE, NEW YORK (CSUS)  | 0.00                  | 89,880.00     | 89,760.00              | 0.00                                |

## ANNUAL STATEMENT OF THE CITY OF MEDFORD RETIREMENT SYSTEM FOR THE YEAR ENDED DECEMBER 31, 2018

SCHEDULE 3C  
FIXED INCOME SECURITIES SOLD DURING YEAR

| FUND   | CUSIP     | SECURITY DESCRIPTION                 | MATURITY |             | PAR VALUE  | TRADE                          |                                 | PROCEEDS<br>FROM SALE | BOOK<br>VALUE | PROFIT/LOSS<br>ON SALE | INTEREST<br>RECEIVED<br>DURING YEAR |          |
|--------|-----------|--------------------------------------|----------|-------------|------------|--------------------------------|---------------------------------|-----------------------|---------------|------------------------|-------------------------------------|----------|
|        |           |                                      | RATE     | DATE        |            | DATE                           | NAME OF BROKER                  |                       |               |                        |                                     |          |
| 646243 | 494550BF2 | KINDER MORGAN ENERGY PARTNEI         | 6.550    | 09/15/40    | 25,000.000 | 02/16/18                       | TRANSFER TO GARCIA HAMILTON     | 0.00                  | 0.00          | 0.00                   | 0.00                                |          |
| 993171 | 494550BF2 | KINDER MORGAN ENERGY PARTNEI         | 6.550    | 09/15/40    | 25,000.000 | 02/21/18                       | MILLENNIUM ADVISORS LLC, NEW Y  | 0.00                  | 28,410.50     | 29,228.25              | (817.75)                            | 718.68   |
| 646243 | 494550BP0 | KINDER MORGAN ENERGY PARTNEI         | 5.000    | 03/01/43    | 10,000.000 | 02/16/18                       | TRANSFER TO GARCIA HAMILTON     | 0.00                  | 0.00          | 0.00                   | 0.00                                |          |
| 993171 | 494550BP0 | KINDER MORGAN ENERGY PARTNEI         | 5.000    | 03/01/43    | 10,000.000 | 02/21/18                       | MILLENNIUM ADVISORS LLC, NEW Y  | 0.00                  | 9,757.20      | 10,150.60              | (393.40)                            | 238.89   |
| 646243 | 50077LAB2 | KRAFT HEINZ FOODS CO                 | 4.375    | 06/01/46    | 25,000.000 | 02/16/18                       | TRANSFER TO GARCIA HAMILTON     | 0.00                  | 0.00          | 0.00                   | 0.00                                |          |
| 993171 | 50077LAB2 | KRAFT HEINZ FOODS CO                 | 4.375    | 06/01/46    | 25,000.000 | 02/21/18                       | US BANCORP INVESTMENTS INC., N  | 0.00                  | 22,962.00     | 24,763.75              | (1,801.75)                          | 249.13   |
| 646243 | 501044DK4 | KROGER CO/THE                        | 4.650    | 01/15/48    | 49,000.000 | 02/16/18                       | TRANSFER TO GARCIA HAMILTON     | 0.00                  | 0.00          | 0.00                   | 0.00                                | 1,082.29 |
| 993171 | 501044DK4 | KROGER CO/THE                        | 4.650    | 01/15/48    | 49,000.000 | 02/20/18                       | SOUTHWEST SECURITIES INC, NEV   | 0.00                  | 47,776.47     | 50,157.87              | (2,381.40)                          | 234.18   |
| 646243 | 50247VAB5 | LYB INTERNATIONAL FINANCE BV         | 5.250    | 07/15/43    | 31,000.000 | 02/16/18                       | TRANSFER TO GARCIA HAMILTON     | 0.00                  | 0.00          | 0.00                   | 0.00                                | 236.25   |
| 993171 | 50247VAB5 | LYB INTERNATIONAL FINANCE BV         | 5.250    | 07/15/43    | 31,000.000 | 02/21/18                       | SOUTHWEST SECURITIES INC, NEV   | 0.00                  | 34,023.43     | 35,896.32              | (1,872.89)                          | 171.79   |
| 646243 | 50247WAB3 | LYB INTERNATIONAL FINANCE II B       | 3.500    | 03/02/27    | 50,000.000 | 01/23/18                       | SG AMERICAS SECURITIES LLC, NE  | 0.00                  | 49,567.50     | 50,253.00              | (685.50)                            | 695.14   |
| 646243 | 539439AM1 | LLOYDS BANKING GROUP PLC             | 4.582    | 12/10/25    | 75,000.000 | 02/16/18                       | TRANSFER TO GARCIA HAMILTON     | 0.00                  | 0.00          | 0.00                   | 0.00                                | 0.00     |
| 993171 | 539439AM1 | LLOYDS BANKING GROUP PLC             | 4.582    | 12/10/25    | 75,000.000 | 02/27/18                       | ACADEMY SECURITIES, INC, NEW Y  | 0.00                  | 75,511.41     | 78,641.25              | (3,129.84)                          | 773.21   |
| 646243 | 539830BD0 | LOCKHEED MARTIN CORP                 | 3.800    | 03/01/45    | 26,000.000 | 02/16/18                       | TRANSFER TO GARCIA HAMILTON     | 0.00                  | 0.00          | 0.00                   | 0.00                                | 0.00     |
| 993171 | 539830BD0 | LOCKHEED MARTIN CORP                 | 3.800    | 03/01/45    | 26,000.000 | 02/21/18                       | J.P MORGAN SECURITIES INC, NEW  | 0.00                  | 24,517.48     | 26,332.54              | (1,815.06)                          | 472.04   |
| 646243 | 540424AS7 | LOEWS CORP                           | 3.750    | 04/01/26    | 25,000.000 | 02/16/18                       | TRANSFER TO GARCIA HAMILTON     | 0.00                  | 0.00          | 0.00                   | 0.00                                | 0.00     |
| 993171 | 540424AS7 | LOEWS CORP                           | 3.750    | 04/01/26    | 25,000.000 | 02/27/18                       | ACADEMY SECURITIES, INC, NEW Y  | 0.00                  | 25,067.84     | 26,032.25              | (964.41)                            | 390.63   |
| 646243 | 55261FAH7 | M&T BANK CORP                        | VAR RT   | 12/31/49    | 30,000.000 | 02/16/18                       | TRANSFER TO GARCIA HAMILTON     | 0.00                  | 0.00          | 0.00                   | 0.00                                | 0.00     |
| 993171 | 55261FAH7 | M&T BANK CORP                        | VAR RT   | 12/31/49    | 30,000.000 | 02/27/18                       | ACADEMY SECURITIES, INC, NEW Y  | 0.00                  | 30,450.00     | 31,989.00              | (1,539.00)                          | 512.50   |
| 646243 | 55336VAN0 | MPLX LP                              | 4.700    | 04/15/48    | 30,000.000 | 02/16/18                       | TRANSFER TO GARCIA HAMILTON     | 0.00                  | 0.00          | 0.00                   | 0.00                                | 0.00     |
| 993171 | 55336VAN0 | MPLX LP                              | 4.700    | 04/15/48    | 30,000.000 | 02/20/18                       | GREAT PACIFIC SECS INC, CALIFOF | 0.00                  | 29,134.14     | 29,804.40              | (670.26)                            | 54.83    |
| 646243 | 55616XAJ6 | MACY'S RETAIL HOLDINGS INC           | 4.300    | 02/15/43    | 7,000.000  | 01/18/18                       | BARCLAYS CAP/FIXED INCOME, NEI  | 0.00                  | 5,541.13      | 5,628.00               | (86.87)                             | 131.27   |
| 646243 | 58013MFA7 | MCDONALD'S CORP                      | 4.875    | 12/09/45    | 11,000.000 | 02/16/18                       | TRANSFER TO GARCIA HAMILTON     | 0.00                  | 0.00          | 0.00                   | 0.00                                | 0.00     |
| 993171 | 58013MFA7 | MCDONALD'S CORP                      | 4.875    | 12/09/45    | 11,000.000 | 02/21/18                       | GREAT PACIFIC SECS INC, CALIFOF | 0.00                  | 11,994.75     | 12,742.95              | (748.20)                            | 110.23   |
| 646243 | 585055BR6 | MEDTRONIC INC                        | 3.150    | 03/15/22    | 70,000.000 | 02/16/18                       | TRANSFER TO GARCIA HAMILTON     | 0.00                  | 0.00          | 0.00                   | 0.00                                | 0.00     |
| 993171 | 585055BR6 | MEDTRONIC INC                        | 3.150    | 03/15/22    | 70,000.000 | 02/28/18                       | STIFEL NICOLAUS                 | 0.00                  | 70,039.20     | 71,697.50              | (1,658.30)                          | 1,022.88 |
| 646243 | 58772QAD8 | MERCEDES-BENZ AUTO LEASE A A3        | 2.410    | 02/16/21    | 25,000.000 | 02/16/18                       | TRANSFER TO GARCIA HAMILTON     | 0.00                  | 0.00          | 0.00                   | 0.00                                | 35.15    |
| 993171 | 58772QAD8 | MERCEDES-BENZ AUTO LEASE A A3        | 2.410    | 02/16/21    | 25,000.000 | 02/28/18                       | SOUTHWEST SECURITIES INC, NEV   | 0.00                  | 24,562.50     | 24,997.94              | (435.44)                            | 28.45    |
| 646243 | 59259YDC0 | MET TRANSPRTN AUTH NY REVENU         | 6.687    | 11/15/40    | 60,000.000 | 02/16/18                       | TRANSFER TO GARCIA HAMILTON     | 0.00                  | 0.00          | 0.00                   | 0.00                                | 0.00     |
| 993171 | 59259YDC0 | MET TRANSPRTN AUTH NY REVENU         | 6.687    | 11/15/40    | 60,000.000 | 02/23/18                       | RAYMOND JAMES/FI, SAINT PETERS  | 0.00                  | 79,800.00     | 84,886.80              | (5,086.80)                          | 1,136.79 |
| 646243 | 60871RAH3 | MOLSON COORS BREWING CO              | 4.200    | 07/15/46    | 34,000.000 | 02/16/18                       | TRANSFER TO GARCIA HAMILTON     | 0.00                  | 0.00          | 0.00                   | 0.00                                | 714.00   |
| 993171 | 60871RAH3 | MOLSON COORS BREWING CO              | 4.200    | 07/15/46    | 34,000.000 | 02/21/18                       | US BANCORP INVESTMENTS INC., N  | 0.00                  | 32,003.86     | 34,646.68              | (2,642.82)                          | 150.73   |
| 646243 | 61746BDJ2 | MORGAN STANLEY                       | 3.750    | 02/25/23    | 65,000.000 | 02/16/18                       | TRANSFER TO GARCIA HAMILTON     | 0.00                  | 0.00          | 0.00                   | 0.00                                | 0.00     |
| 993171 | 61746BDJ2 | MORGAN STANLEY                       | 3.750    | 02/25/23    | 65,000.000 | 02/28/18                       | GREAT PACIFIC SECS INC, CALIFOF | 0.00                  | 65,893.88     | 67,363.40              | (1,469.52)                          | 1,266.15 |
| 646243 | 61762XAU1 | MORGAN STANLEY BANK OF C12 A4 VAR RT | 10/15/46 | 110,000.000 | 02/16/18   | TRANSFER TO GARCIA HAMILTON    | 0.00                            | 0.00                  | 0.00          | 0.00                   | 0.00                                | 780.82   |
| 993171 | 61762XAU1 | MORGAN STANLEY BANK OF C12 A4 VAR RT | 10/15/46 | 110,000.000 | 03/15/18   | BB&T SECURITIES, LLC, RICHMOND | 0.00                            | 113,746.88            | 117,736.30    | (3,989.42)             | 624.66                              |          |
| 646243 | 61763XAB2 | MORGAN STANLEY BANK OF C18 A2        | 3.194    | 10/15/47    | 95,000.000 | 02/16/18                       | TRANSFER TO GARCIA HAMILTON     | 0.00                  | 0.00          | 0.00                   | 0.00                                | 252.86   |
| 993171 | 61763XAB2 | MORGAN STANLEY BANK OF C18 A2        | 3.194    | 10/15/47    | 95,000.000 | 02/27/18                       | HILLTOP SECURITIES INC, DALLAS  | 0.00                  | 95,000.00     | 96,280.27              | (1,280.27)                          | 227.57   |
| 646243 | 61764RBE7 | MORGAN STANLEY BANK OF C20 A3        | 2.988    | 02/15/48    | 65,000.000 | 02/16/18                       | TRANSFER TO GARCIA HAMILTON     | 0.00                  | 0.00          | 0.00                   | 0.00                                | 323.70   |
| 993171 | 61764RBE7 | MORGAN STANLEY BANK OF C20 A3        | 2.988    | 02/15/48    | 65,000.000 | 02/27/18                       | HILLTOP SECURITIES INC, DALLAS  | 0.00                  | 62,075.00     | 64,959.05              | (2,884.05)                          | 145.67   |
| 646243 | 61766CAE9 | MORGAN STANLEY CAPITAL UBS9 A        | 3.594    | 03/15/49    | 40,000.000 | 02/16/18                       | TRANSFER TO GARCIA HAMILTON     | 0.00                  | 0.00          | 0.00                   | 0.00                                | 239.60   |
| 993171 | 61766CAE9 | MORGAN STANLEY CAPITAL UBS9 A        | 3.594    | 03/15/49    | 40,000.000 | 02/27/18                       | BB&T SECURITIES, LLC, RICHMOND  | 0.00                  | 39,287.50     | 41,393.20              | (2,105.70)                          | 107.82   |
| 646243 | 646139X83 | NEW JERSEY ST TURNPIKE AUTH          | 7.102    | 01/01/41    | 50,000.000 | 02/16/18                       | TRANSFER TO GARCIA HAMILTON     | 0.00                  | 0.00          | 0.00                   | 0.00                                | 1,775.50 |
| 993171 | 646139X83 | NEW JERSEY ST TURNPIKE AUTH          | 7.102    | 01/01/41    | 50,000.000 | 02/23/18                       | RAYMOND JAMES/FI, SAINT PETERS  | 0.00                  | 70,500.00     | 74,696.50              | (4,196.50)                          | 552.38   |
| 646243 | 65473QBA0 | NISOURCE INC                         | 3.850    | 02/15/23    | 30,000.000 | 02/16/18                       | TRANSFER TO GARCIA HAMILTON     | 0.00                  | 0.00          | 0.00                   | 0.00                                | 577.50   |
| 993171 | 65473QBA0 | NISOURCE INC                         | 3.850    | 02/15/23    | 30,000.000 | 03/05/18                       | SOUTHWEST SECURITIES INC, NEV   | 0.00                  | 30,551.10     | 31,110.60              | (559.50)                            | 70.58    |

## ANNUAL STATEMENT OF THE CITY OF MEDFORD RETIREMENT SYSTEM FOR THE YEAR ENDED DECEMBER 31, 2018

SCHEDULE 3C  
FIXED INCOME SECURITIES SOLD DURING YEAR

| FUND   | CUSIP     | SECURITY DESCRIPTION                  | MATURITY |          | PAR VALUE  | TRADE    |                                 | COMM | PROCEEDS FROM SALE | BOOK VALUE | PROFIT/LOSS ON SALE | INTEREST RECEIVED DURING YEAR |
|--------|-----------|---------------------------------------|----------|----------|------------|----------|---------------------------------|------|--------------------|------------|---------------------|-------------------------------|
|        |           |                                       | RATE     | DATE     |            | DATE     | NAME OF BROKER                  |      |                    |            |                     |                               |
| 646243 | 65473QBC6 | NISOURCE INC                          | 4.800    | 02/15/44 | 12,000.000 | 02/16/18 | TRANSFER TO GARCIA HAMILTON     | 0.00 | 0.00               | 0.00       | 0.00                | 288.00                        |
| 993171 | 65473QBC6 | NISOURCE INC                          | 4.800    | 02/15/44 | 12,000.000 | 02/21/18 | SOUTHWEST SECURITIES INC, NEV   | 0.00 | 12,874.68          | 13,584.00  | (709.32)            | 12.80                         |
| 646243 | 65473QBF9 | NISOURCE INC                          | 4.375    | 05/15/47 | 11,000.000 | 02/16/18 | TRANSFER TO GARCIA HAMILTON     | 0.00 | 0.00               | 0.00       | 0.00                | 0.00                          |
| 993171 | 65473QBF9 | NISOURCE INC                          | 4.375    | 05/15/47 | 11,000.000 | 02/21/18 | J.P MORGAN SECURITIES INC, NEW  | 0.00 | 11,171.16          | 12,056.88  | (885.72)            | 131.01                        |
| 646243 | 65478GAD2 | NISSAN AUTO RECEIVABLES 2 B A3        | 1.750    | 10/15/21 | 90,000.000 | 02/16/18 | TRANSFER TO GARCIA HAMILTON     | 0.00 | 0.00               | 0.00       | 0.00                | 262.50                        |
| 993171 | 65478GAD2 | NISSAN AUTO RECEIVABLES 2 B A3        | 1.750    | 10/15/21 | 90,000.000 | 03/05/18 | GREAT PACIFIC SECS INC, CALIFOF | 0.00 | 87,890.63          | 89,325.90  | (1,435.27)          | 96.25                         |
| 646243 | 65478UAD1 | NISSAN AUTO RECEIVABLES 2 A A3        | 1.340    | 10/15/20 | 64.700     | 01/15/18 | PRINCIPAL PAYMENT               | 0.00 | 64.70              | 64.40      | 0.30                | 55.76                         |
| 646243 | 65478UAD1 | NISSAN AUTO RECEIVABLES 2 A A3        | 1.340    | 10/15/20 | 1,753.120  | 02/15/18 | PRINCIPAL PAYMENT               | 0.00 | 1,753.12           | 1,745.09   | 8.03                | 0.00                          |
| 646243 | 65478UAD1 | NISSAN AUTO RECEIVABLES 2 A A3        | 1.340    | 10/15/20 | 23,182.180 | 02/16/18 | TRANSFER TO GARCIA HAMILTON     | 0.00 | 0.00               | 0.00       | 0.00                | 0.00                          |
| 993171 | 65478UAD1 | NISSAN AUTO RECEIVABLES 2 A A3        | 1.340    | 10/15/20 | 23,182.181 | 03/05/18 | BB&T SECURITIES, LLC, RICHMOND  | 0.00 | 22,754.76          | 23,076.01  | (321.25)            | 18.98                         |
| 646243 | 65478WAD7 | NISSAN AUTO RECEIVABLES 2 C A3        | 1.180    | 01/15/21 | 33,000.000 | 02/16/18 | TRANSFER TO GARCIA HAMILTON     | 0.00 | 0.00               | 0.00       | 0.00                | 64.90                         |
| 993171 | 65478WAD7 | NISSAN AUTO RECEIVABLES 2 C A3        | 1.180    | 01/15/21 | 33,000.000 | 02/27/18 | BB&T SECURITIES, LLC, RICHMOND  | 0.00 | 32,205.94          | 32,660.43  | (454.49)            | 14.06                         |
| 646243 | 65479BAD2 | NISSAN AUTO LEASE TRUST 2 B A3        | 2.050    | 09/15/20 | 75,000.000 | 02/16/18 | TRANSFER TO GARCIA HAMILTON     | 0.00 | 0.00               | 0.00       | 0.00                | 256.24                        |
| 993171 | 65479BAD2 | NISSAN AUTO LEASE TRUST 2 B A3        | 2.050    | 09/15/20 | 75,000.000 | 03/05/18 | GREAT PACIFIC SECS INC, CALIFOF | 0.00 | 73,898.44          | 74,824.50  | (926.06)            | 93.96                         |
| 646243 | 655044AG0 | NOBLE ENERGY INC                      | 5.250    | 11/15/43 | 6,000.000  | 02/16/18 | TRANSFER TO GARCIA HAMILTON     | 0.00 | 0.00               | 0.00       | 0.00                | 0.00                          |
| 993171 | 655044AG0 | NOBLE ENERGY INC                      | 5.250    | 11/15/43 | 6,000.000  | 02/21/18 | MILLENNIUM ADVISORS LLC, NEW Y  | 0.00 | 6,388.38           | 6,640.56   | (252.18)            | 85.75                         |
| 646243 | 655044AJ4 | NOBLE ENERGY INC                      | 5.050    | 11/15/44 | 20,000.000 | 02/16/18 | TRANSFER TO GARCIA HAMILTON     | 0.00 | 0.00               | 0.00       | 0.00                | 0.00                          |
| 993171 | 655044AJ4 | NOBLE ENERGY INC                      | 5.050    | 11/15/44 | 20,000.000 | 02/21/18 | MILLENNIUM ADVISORS LLC, NEW Y  | 0.00 | 20,697.40          | 21,423.00  | (725.60)            | 274.94                        |
| 646243 | 65504LAM9 | NOBLE HOLDING INTERNATIONAL L' VAR RT | 03/16/18 |          | 40,000.000 | 02/16/18 | TRANSFER TO GARCIA HAMILTON     | 0.00 | 0.00               | 0.00       | 0.00                | 0.00                          |
| 993171 | 65504LAM9 | NOBLE HOLDING INTERNATIONAL L' VAR RT | 03/16/18 |          | 40,000.000 | 03/16/18 | MATURITY                        | 0.00 | 40,000.00          | 40,100.00  | (100.00)            | 1,150.00                      |
| 646243 | 666807BM3 | NORTHROP GRUMMAN CORP                 | 2.930    | 01/15/25 | 15,000.000 | 02/16/18 | TRANSFER TO GARCIA HAMILTON     | 0.00 | 0.00               | 0.00       | 0.00                | 0.00                          |
| 993171 | 666807BM3 | NORTHROP GRUMMAN CORP                 | 2.930    | 01/15/25 | 15,000.000 | 02/28/18 | SOUTHWEST SECURITIES INC, NEV   | 0.00 | 14,336.55          | 14,910.90  | (574.35)            | 169.70                        |
| 646243 | 666807BN1 | NORTHROP GRUMMAN CORP                 | 3.250    | 01/15/28 | 25,000.000 | 02/16/18 | TRANSFER TO GARCIA HAMILTON     | 0.00 | 0.00               | 0.00       | 0.00                | 0.00                          |
| 993171 | 666807BN1 | NORTHROP GRUMMAN CORP                 | 3.250    | 01/15/28 | 25,000.000 | 02/22/18 | GREAT PACIFIC SECS INC, CALIFOF | 0.00 | 23,842.05          | 25,036.50  | (1,194.45)          | 300.17                        |
| 646243 | 666807BP6 | NORTHROP GRUMMAN CORP                 | 4.030    | 10/15/47 | 9,000.000  | 02/16/18 | TRANSFER TO GARCIA HAMILTON     | 0.00 | 0.00               | 0.00       | 0.00                | 0.00                          |
| 993171 | 666807BP6 | NORTHROP GRUMMAN CORP                 | 4.030    | 10/15/47 | 9,000.000  | 02/20/18 | GREAT PACIFIC SECS INC, CALIFOF | 0.00 | 8,604.72           | 9,405.90   | (801.18)            | 129.97                        |
| 646243 | 68389XBN4 | ORACLE CORP                           | 3.250    | 11/15/27 | 25,000.000 | 02/16/18 | TRANSFER TO GARCIA HAMILTON     | 0.00 | 0.00               | 0.00       | 0.00                | 0.00                          |
| 993171 | 68389XBN4 | ORACLE CORP                           | 3.250    | 11/15/27 | 25,000.000 | 02/28/18 | US BANCORP INVESTMENTS INC., N  | 0.00 | 24,293.75          | 25,424.25  | (1,130.50)          | 255.03                        |
| 646243 | 68389XBQ7 | ORACLE CORP                           | 4.000    | 11/15/47 | 30,000.000 | 02/16/18 | TRANSFER TO GARCIA HAMILTON     | 0.00 | 0.00               | 0.00       | 0.00                | 0.00                          |
| 993171 | 68389XBQ7 | ORACLE CORP                           | 4.000    | 11/15/47 | 30,000.000 | 02/21/18 | US BANCORP INVESTMENTS INC., N  | 0.00 | 29,455.20          | 31,946.40  | (2,491.20)          | 346.67                        |
| 646243 | 694308GE1 | PACIFIC GAS & ELECTRIC CO             | 6.050    | 03/01/34 | 15,000.000 | 01/29/18 | BARCLAYS CAP/FIXED INCOME, NEI  | 0.00 | 18,449.40          | 18,906.60  | (457.20)            | 631.89                        |
| 646243 | 694308GE1 | PACIFIC GAS & ELECTRIC CO             | 6.050    | 03/01/34 | 10,000.000 | 01/31/18 | BARCLAYS CAP/FIXED INCOME, NEI  | 0.00 | 12,264.60          | 12,604.40  | (339.80)            | 0.00                          |
| 646243 | 694308HR1 | PACIFIC GAS & ELECTRIC CO             | 4.000    | 12/01/46 | 20,000.000 | 02/16/18 | TRANSFER TO GARCIA HAMILTON     | 0.00 | 0.00               | 0.00       | 0.00                | 0.00                          |
| 993171 | 694308HR1 | PACIFIC GAS & ELECTRIC CO             | 4.000    | 12/01/46 | 20,000.000 | 02/27/18 | ACADEMY SECURITIES, INC, NEW Y  | 0.00 | 18,384.55          | 19,593.00  | (1,208.45)          | 200.00                        |
| 646243 | 694308HS9 | PACIFIC GAS & ELECTRIC CO             | 3.300    | 03/15/27 | 77,000.000 | 02/16/18 | TRANSFER TO GARCIA HAMILTON     | 0.00 | 0.00               | 0.00       | 0.00                | 0.00                          |
| 993171 | 694308HS9 | PACIFIC GAS & ELECTRIC CO             | 3.300    | 03/15/27 | 77,000.000 | 02/27/18 | STIFEL NICOLAUS                 | 0.00 | 72,775.78          | 76,416.34  | (3,640.56)          | 1,171.68                      |
| 646243 | 71654QCC4 | PETROLEOS MEXICANOS                   | 6.750    | 09/21/47 | 41,000.000 | 02/16/18 | TRANSFER TO GARCIA HAMILTON     | 0.00 | 0.00               | 0.00       | 0.00                | 0.00                          |
| 993171 | 71654QCC4 | PETROLEOS MEXICANOS                   | 6.750    | 09/21/47 | 41,000.000 | 02/22/18 | BROWNSTONE INVESTMENT GROU      | 0.00 | 40,743.75          | 42,797.85  | (2,054.10)          | 1,191.56                      |
| 646243 | 72650RBA9 | PLAINS ALL AMERICAN PIPELINE L        | 5.150    | 06/01/42 | 5,000.000  | 02/16/18 | TRANSFER TO GARCIA HAMILTON     | 0.00 | 0.00               | 0.00       | 0.00                | 0.00                          |
| 993171 | 72650RBA9 | PLAINS ALL AMERICAN PIPELINE L        | 5.150    | 06/01/42 | 5,000.000  | 02/21/18 | MILLENNIUM ADVISORS LLC, NEW Y  | 0.00 | 4,776.95           | 4,868.50   | (91.55)             | 58.65                         |
| 646243 | 72650RBE1 | PLAINS ALL AMERICAN PIPELINE L        | 4.700    | 06/15/44 | 25,000.000 | 02/16/18 | TRANSFER TO GARCIA HAMILTON     | 0.00 | 0.00               | 0.00       | 0.00                | 0.00                          |
| 993171 | 72650RBE1 | PLAINS ALL AMERICAN PIPELINE L        | 4.700    | 06/15/44 | 25,000.000 | 02/21/18 | SOUTHWEST SECURITIES INC, NEV   | 0.00 | 22,475.00          | 23,371.25  | (896.25)            | 221.94                        |
| 646243 | 72650RBH4 | PLAINS ALL AMERICAN PIPELINE L        | 4.900    | 02/15/45 | 40,000.000 | 02/16/18 | TRANSFER TO GARCIA HAMILTON     | 0.00 | 0.00               | 0.00       | 0.00                | 980.00                        |
| 993171 | 72650RBH4 | PLAINS ALL AMERICAN PIPELINE L        | 4.900    | 02/15/45 | 40,000.000 | 02/21/18 | MILLENNIUM ADVISORS LLC, NEW Y  | 0.00 | 37,164.80          | 38,411.20  | (1,246.40)          | 43.56                         |
| 646243 | 740816AM5 | PRESIDENT & FELLOWS OF HARVAF         | 3.150    | 07/15/46 | 7,000.000  | 02/16/18 | TRANSFER TO GARCIA HAMILTON     | 0.00 | 0.00               | 0.00       | 0.00                | 110.25                        |
| 993171 | 740816AM5 | PRESIDENT & FELLOWS OF HARVAF         | 3.150    | 07/15/46 | 7,000.000  | 03/05/18 | GREAT PACIFIC SECS INC, CALIFOF | 0.00 | 6,164.20           | 6,830.67   | (666.47)            | 31.85                         |





## ANNUAL STATEMENT OF THE CITY OF MEDFORD RETIREMENT SYSTEM FOR THE YEAR ENDED DECEMBER 31, 2018

SCHEDULE 3C  
FIXED INCOME SECURITIES SOLD DURING YEAR

| FUND   | CUSIP     | SECURITY DESCRIPTION        | MATURITY |          | PAR VALUE     | TRADE    |                                 | COMM | PROCEEDS<br>FROM SALE | BOOK<br>VALUE | PROFIT/LOSS<br>ON SALE | INTEREST<br>RECEIVED<br>DURING YEAR |
|--------|-----------|-----------------------------|----------|----------|---------------|----------|---------------------------------|------|-----------------------|---------------|------------------------|-------------------------------------|
|        |           |                             | RATE     | DATE     |               | DATE     | NAME OF BROKER                  |      |                       |               |                        |                                     |
| 993171 | 9128283X6 | U S TREASURY NOTE           | 2.250    | 02/15/21 | 380,000.000   | 02/26/18 | MERRILL LYNCH PIERCE FENNER S   | 0.00 | 378,619.53            | 379,643.75    | (1,024.22)             | 307.04                              |
| 993171 | 912828B66 | U S TREASURY NOTE           | 2.750    | 02/15/24 | 295,000.000   | 10/15/18 | LOOP CAPITAL MARKETS, NEW YO    | 0.00 | 290,909.18            | 292,172.48    | (1,263.30)             | 10,292.69                           |
| 993171 | 912828B66 | U S TREASURY NOTE           | 2.750    | 02/15/24 | 210,000.000   | 10/18/18 | LOOP CAPITAL MARKETS, NEW YO    | 0.00 | 206,933.16            | 207,987.19    | (1,054.03)             | 0.00                                |
| 993171 | 912828B66 | U S TREASURY NOTE           | 2.750    | 02/15/24 | 345,000.000   | 10/26/18 | GREAT PACIFIC SECS INC, CALIFO  | 0.00 | 341,873.44            | 341,693.25    | 180.19                 | 0.00                                |
| 993171 | 912828B66 | U S TREASURY NOTE           | 2.750    | 02/15/24 | 715,000.000   | 11/29/18 | CABRERA CAPITAL MARKETS, CHIC   | 0.00 | 710,419.53            | 708,146.87    | 2,272.66               | 0.00                                |
| 993171 | 912828L40 | U S TREASURY NOTE           | 1.000    | 09/15/18 | 725,000.000   | 09/15/18 | MATURITY                        | 0.00 | 725,000.00            | 723,489.26    | 1,510.74               | 3,625.00                            |
| 646243 | 912828M80 | U S TREASURY NOTE           | 2.000    | 11/30/22 | 388,000.000   | 01/05/18 | WELLS FARGO SECURITIES, LLC, N  | 0.00 | 383,150.00            | 384,469.20    | (1,319.20)             | 1,046.81                            |
| 646243 | 912828M80 | U S TREASURY NOTE           | 2.000    | 11/30/22 | 56,000.000    | 02/06/18 | JEFFERIES & CO INC, NEW YORK    | 0.00 | 54,700.63             | 55,490.40     | (789.77)               | 0.00                                |
| 646243 | 912828M80 | U S TREASURY NOTE           | 2.000    | 11/30/22 | 430,000.000   | 02/16/18 | TRANSFER TO GARCIA HAMILTON     | 0.00 | 0.00                  | 0.00          | 0.00                   | 0.00                                |
| 993171 | 912828M80 | U S TREASURY NOTE           | 2.000    | 11/30/22 | 545,000.000   | 05/30/18 | INDUSTRIAL & COMM BK OF CHINA,  | 0.00 | 529,969.92            | 531,341.92    | (1,372.00)             | 31,272.13                           |
| 993171 | 912828M80 | U S TREASURY NOTE           | 2.000    | 11/30/22 | 1,600,000.000 | 09/18/18 | FIRST TENNESSEE BANK NA BD DI   | 0.00 | 1,541,625.00          | 1,559,902.89  | (18,277.89)            | 0.00                                |
| 646243 | 912828N30 | U S TREASURY NOTE           | 2.125    | 12/31/22 | 167,000.000   | 02/12/18 | JEFFERIES & CO INC, NEW YORK    | 0.00 | 163,575.20            | 165,767.07    | (2,191.87)             | 431.34                              |
| 646243 | 912828N30 | U S TREASURY NOTE           | 2.125    | 12/31/22 | 221,000.000   | 02/16/18 | TRANSFER TO GARCIA HAMILTON     | 0.00 | 0.00                  | 0.00          | 0.00                   | 0.00                                |
| 993171 | 912828N30 | U S TREASURY NOTE           | 2.125    | 12/31/22 | 221,000.000   | 11/30/18 | CABRERA CAPITAL MARKETS, CHIC   | 0.00 | 214,767.11            | 219,368.40    | (4,601.29)             | 4,351.69                            |
| 993171 | 912828P46 | U S TREASURY NOTE           | 1.625    | 02/15/26 | 410,000.000   | 05/18/18 | LOOP CAPITAL MARKETS, NEW YO    | 0.00 | 369,800.78            | 373,740.63    | (3,939.85)             | 4,752.79                            |
| 993171 | 912828P46 | U S TREASURY NOTE           | 1.625    | 02/15/26 | 230,000.000   | 11/29/18 | ICBC FINANCIAL SERVICES LLC, NE | 0.00 | 210,180.47            | 209,659.37    | 521.10                 | 0.00                                |
| 993171 | 912828X88 | U S TREASURY NOTE           | 2.375    | 05/15/27 | 340,000.000   | 11/29/18 | INDUSTRIAL & COMM BK OF CHINA,  | 0.00 | 324,248.43            | 322,458.76    | 1,789.67               | 0.00                                |
| 993171 | 912828X88 | U S TREASURY NOTE           | 2.375    | 05/15/27 | 65,000.000    | 12/06/18 | GREAT PACIFIC SECS INC, CALIFO  | 0.00 | 62,679.30             | 61,646.53     | 1,032.77               | 0.00                                |
| 993171 | 912828X88 | U S TREASURY NOTE           | 2.375    | 05/15/27 | 110,000.000   | 12/10/18 | CABRERA CAPITAL MARKETS, CHIC   | 0.00 | 106,339.06            | 104,324.89    | 2,014.17               | 0.00                                |
| 993171 | 912828X88 | U S TREASURY NOTE           | 2.375    | 05/15/27 | 305,000.000   | 12/11/18 | ICBC FINANCIAL SERVICES LLC, NE | 0.00 | 294,277.34            | 289,264.47    | 5,012.87               | 0.00                                |
| 993171 | 912828X88 | U S TREASURY NOTE           | 2.375    | 05/15/27 | 340,000.000   | 12/14/18 | CABRERA CAPITAL MARKETS, CHIC   | 0.00 | 328,020.31            | 322,458.76    | 5,561.55               | 0.00                                |
| 993171 | 912828X88 | U S TREASURY NOTE           | 2.375    | 05/15/27 | 280,000.000   | 12/14/18 | ICBC FINANCIAL SERVICES LLC, NE | 0.00 | 270,046.88            | 265,554.27    | 4,492.61               | 0.00                                |
| 993171 | 912828X88 | U S TREASURY NOTE           | 2.375    | 05/15/27 | 450,000.000   | 12/21/18 | CANTOR FITZGERALD CASTLEOAK,    | 0.00 | 437,343.75            | 426,783.65    | 10,560.10              | 0.00                                |
| 993171 | 912828X88 | U S TREASURY NOTE           | 2.375    | 05/15/27 | 345,000.000   | 12/27/18 | LOOP CAPITAL MARKETS, NEW YO    | 0.00 | 335,808.98            | 327,200.80    | 8,608.18               | 0.00                                |
| 646243 | 912828XR6 | U S TREASURY NOTE           | 1.750    | 05/31/22 | 442,000.000   | 02/16/18 | TRANSFER TO GARCIA HAMILTON     | 0.00 | 0.00                  | 0.00          | 0.00                   | 0.00                                |
| 993171 | 912828XR6 | U S TREASURY NOTE           | 1.750    | 05/31/22 | 442,000.000   | 02/26/18 | MERRILL LYNCH PIERCE FENNER S   | 0.00 | 427,565.94            | 434,300.36    | (6,734.42)             | 1,912.50                            |
| 646243 | 912828XT2 | U S TREASURY NOTE           | 2.000    | 05/31/24 | 430,000.000   | 02/16/18 | TRANSFER TO GARCIA HAMILTON     | 0.00 | 0.00                  | 0.00          | 0.00                   | 0.00                                |
| 993171 | 912828XT2 | U S TREASURY NOTE           | 2.000    | 05/31/24 | 430,000.000   | 02/28/18 | MERRILL LYNCH PIERCE FENNER S   | 0.00 | 410,683.59            | 421,971.90    | (11,288.31)            | 2,173.63                            |
| 646243 | 917542QR6 | UTAH ST                     | 4.554    | 07/01/24 | 95,000.000    | 02/16/18 | TRANSFER TO GARCIA HAMILTON     | 0.00 | 0.00                  | 0.00          | 0.00                   | 2,163.15                            |
| 993171 | 917542QR6 | UTAH ST                     | 4.554    | 07/01/24 | 95,000.000    | 02/20/18 | FIRST TENNESSEE BANK BOND DIV   | 0.00 | 100,082.50            | 102,773.85    | (2,691.35)             | 612.89                              |
| 646243 | 92343VEA8 | VERIZON COMMUNICATIONS INC  | 4.500    | 08/10/33 | 45,000.000    | 02/16/18 | TRANSFER TO GARCIA HAMILTON     | 0.00 | 0.00                  | 0.00          | 0.00                   | 1,012.50                            |
| 993171 | 92343VEA8 | VERIZON COMMUNICATIONS INC  | 4.500    | 08/10/33 | 45,000.000    | 02/21/18 | MILLENNIUM ADVISORS LLC, NEW Y  | 0.00 | 44,954.55             | 47,197.35     | (2,242.80)             | 73.13                               |
| 646243 | 929089AB6 | VOYA FINANCIAL INC          | 3.650    | 06/15/26 | 35,000.000    | 02/16/18 | TRANSFER TO GARCIA HAMILTON     | 0.00 | 0.00                  | 0.00          | 0.00                   | 0.00                                |
| 993171 | 929089AB6 | VOYA FINANCIAL INC          | 3.650    | 06/15/26 | 35,000.000    | 02/22/18 | SOUTHWEST SECURITIES INC, NEV   | 0.00 | 34,237.00             | 35,395.50     | (1,158.50)             | 251.95                              |
| 646243 | 929089AC4 | VOYA FINANCIAL INC          | 4.800    | 06/15/46 | 14,000.000    | 02/16/18 | TRANSFER TO GARCIA HAMILTON     | 0.00 | 0.00                  | 0.00          | 0.00                   | 0.00                                |
| 993171 | 929089AC4 | VOYA FINANCIAL INC          | 4.800    | 06/15/46 | 14,000.000    | 02/21/18 | GREAT PACIFIC SECS INC, CALIFO  | 0.00 | 14,433.08             | 15,594.74     | (1,161.66)             | 126.93                              |
| 646243 | 92930RBB7 | WFRBS COMMERCIAL MORTGAG C9 | 2.870    | 11/15/45 | 787.780       | 02/01/18 | PRINCIPAL PAYMENT               | 0.00 | 787.78                | 793.04        | (5.26)                 | 669.66                              |
| 646243 | 92930RBB7 | WFRBS COMMERCIAL MORTGAG C9 | 2.870    | 11/15/45 | 139,212.220   | 02/16/18 | TRANSFER TO GARCIA HAMILTON     | 0.00 | 0.00                  | 0.00          | 0.00                   | 0.00                                |
| 993171 | 92930RBB7 | WFRBS COMMERCIAL MORTGAG C9 | 2.870    | 11/15/45 | 139,212.220   | 02/21/18 | BB&T SECURITIES, LLC, RICHMOND  | 0.00 | 135,253.37            | 140,142.16    | (4,888.79)             | 244.16                              |
| 646243 | 929768AA7 | WACHOVIA CAPITAL TRUST II   | VAR RT   | 01/15/27 | 77,000.000    | 01/12/18 | SEAPORT GROUP SECURITIES, LLC   | 0.00 | 72,476.25             | 71,995.00     | 481.25                 | 898.17                              |
| 646243 | 929768AA7 | WACHOVIA CAPITAL TRUST II   | VAR RT   | 01/15/27 | 95,000.000    | 01/25/18 | CREDIT SUISSE, NEW YORK (CSUS)  | 0.00 | 89,537.50             | 88,825.00     | 712.50                 | 0.00                                |
| 646243 | 949746PM7 | WELLS FARGO & CO            | VAR RT   | 12/31/49 | 4,000.000     | 01/02/18 | UBS SECURITIES LLC, STAMFORD    | 0.00 | 4,048.00              | 4,064.80      | (16.80)                | 1,242.90                            |
| 646243 | 949746PM7 | WELLS FARGO & CO            | VAR RT   | 12/31/49 | 11,000.000    | 01/02/18 | WELLS FARGO SECURITIES, LLC, N  | 0.00 | 11,137.50             | 11,178.20     | (40.70)                | 0.00                                |
| 646243 | 949746PM7 | WELLS FARGO & CO            | VAR RT   | 12/31/49 | 9,000.000     | 01/04/18 | MORGAN STANLEY & CO INC, NY     | 0.00 | 9,112.50              | 9,145.80      | (33.30)                | 0.00                                |
| 646243 | 949746PM7 | WELLS FARGO & CO            | VAR RT   | 12/31/49 | 9,000.000     | 01/04/18 | DEUTSCHE BK SECS INC, NY (NWS)  | 0.00 | 9,112.50              | 9,145.80      | (33.30)                | 0.00                                |
| 646243 | 949746PM7 | WELLS FARGO & CO            | VAR RT   | 12/31/49 | 10,000.000    | 01/05/18 | CREDIT SUISSE, NEW YORK (CSUS)  | 0.00 | 10,130.00             | 10,162.00     | (32.00)                | 0.00                                |



ANNUAL STATEMENT OF THE CITY OF MEDFORD RETIREMENT SYSTEM FOR THE YEAR ENDED DECEMBER 31, 2018

SCHEDULE 3C  
FIXED INCOME SECURITIES SOLD DURING YEAR

| FUND            | CUSIP     | SECURITY DESCRIPTION          | MATURITY |          | PAR VALUE  | TRADE    |                                 | NAME OF BROKER | COMM      | PROCEEDS FROM SALE | BOOK VALUE    | PROFIT/LOSS ON SALE | INTEREST RECEIVED DURING YEAR |
|-----------------|-----------|-------------------------------|----------|----------|------------|----------|---------------------------------|----------------|-----------|--------------------|---------------|---------------------|-------------------------------|
|                 |           |                               | RATE     | DATE     |            | DATE     | DATE                            |                |           |                    |               |                     |                               |
| 646243          | 949746PM7 | WELLS FARGO & CO              | VAR RT   | 12/31/49 | 7,000.000  | 01/05/18 | DEUTSCHE BK SECS INC, NY (NWSI  | 0.00           | 7,091.00  | 7,113.40           | (22.40)       | 0.00                |                               |
| 646243          | 949746SH5 | WELLS FARGO & CO              | 3.000    | 10/23/26 | 60,000.000 | 02/16/18 | TRANSFER TO GARCIA HAMILTON     | 0.00           | 0.00      | 0.00               | 0.00          | 0.00                |                               |
| 993171          | 949746SH5 | WELLS FARGO & CO              | 3.000    | 10/23/26 | 60,000.000 | 02/28/18 | US BANCORP INVESTMENTS INC., N  | 0.00           | 56,461.20 | 58,809.60          | (2,348.40)    | 645.00              |                               |
| 646243          | 96949LAD7 | WILLIAMS PARTNERS LP          | 3.750    | 06/15/27 | 72,000.000 | 02/12/18 | MORGAN STANLEY & CO INC, NY     | 0.00           | 70,080.48 | 72,149.76          | (2,069.28)    | 442.50              |                               |
| 646243          | 976657AL0 | WEC ENERGY GROUP INC          | 3.550    | 06/15/25 | 10,000.000 | 02/16/18 | TRANSFER TO GARCIA HAMILTON     | 0.00           | 0.00      | 0.00               | 0.00          | 0.00                |                               |
| 993171          | 976657AL0 | WEC ENERGY GROUP INC          | 3.550    | 06/15/25 | 10,000.000 | 02/28/18 | KEYBANC CAPITAL MARKETS INC, N  | 0.00           | 9,969.70  | 10,223.90          | (254.20)      | 75.93               |                               |
| 646243          | 981464EY2 | WORLD FINANCIAL NETWORK CR B  | 2.550    | 06/17/24 | 90,000.000 | 02/16/18 | TRANSFER TO GARCIA HAMILTON     | 0.00           | 0.00      | 0.00               | 0.00          | 382.50              |                               |
| 993171          | 981464EY2 | WORLD FINANCIAL NETWORK CR B  | 2.550    | 06/17/24 | 90,000.005 | 02/28/18 | BB&T SECURITIES, LLC, RICHMOND  | 0.00           | 88,228.13 | 90,340.20          | (2,112.07)    | 108.38              |                               |
| 646243          | 981464GC8 | WORLD FINANCIAL NETWORK CR B  | 1.980    | 06/15/23 | 90,000.000 | 02/16/18 | TRANSFER TO GARCIA HAMILTON     | 0.00           | 0.00      | 0.00               | 0.00          | 297.00              |                               |
| 993171          | 981464GC8 | WORLD FINANCIAL NETWORK CR B  | 1.980    | 06/15/23 | 90,000.000 | 02/27/18 | BB&T SECURITIES, LLC, RICHMOND  | 0.00           | 88,312.50 | 89,647.20          | (1,334.70)    | 64.35               |                               |
| 646243          | 98161FAD7 | WORLD OMNI AUTOMOBILE LEA A A | 1.450    | 08/15/19 | 45,000.000 | 02/16/18 | TRANSFER TO GARCIA HAMILTON     | 0.00           | 0.00      | 0.00               | 0.00          | 108.74              |                               |
| 993171          | 98161FAD7 | WORLD OMNI AUTOMOBILE LEA A A | 1.450    | 08/15/19 | 45,000.000 | 03/15/18 | GREAT PACIFIC SECS INC, CALIFOF | 0.00           | 44,296.88 | 44,785.80          | (488.92)      | 61.62               |                               |
| 646243          | 98161VAC4 | WORLD OMNI AUTO RECEIVABL A A | 2.500    | 04/17/23 | 78,000.000 | 02/16/18 | TRANSFER TO GARCIA HAMILTON     | 0.00           | 0.00      | 0.00               | 0.00          | 0.00                |                               |
| 993171          | 98161VAC4 | WORLD OMNI AUTO RECEIVABL A A | 2.500    | 04/17/23 | 78,000.000 | 02/27/18 | BB&T SECURITIES, LLC, RICHMOND  | 0.00           | 76,683.75 | 77,980.31          | (1,296.56)    | 113.75              |                               |
| 646243          | 98162EAC1 | WORLD OMNI AUTO RECEIVABL A A | 1.930    | 09/15/22 | 60,000.000 | 02/16/18 | TRANSFER TO GARCIA HAMILTON     | 0.00           | 0.00      | 0.00               | 0.00          | 193.00              |                               |
| 993171          | 98162EAC1 | WORLD OMNI AUTO RECEIVABL A A | 1.930    | 09/15/22 | 60,000.000 | 02/28/18 | SOUTHWEST SECURITIES INC, NEV   | 0.00           | 58,725.00 | 59,624.40          | (899.40)      | 54.68               |                               |
| 646220          | 99VVBJKW5 | ISRAEL STATE                  | 1.600    | 03/01/18 | 50,000.000 | 03/01/18 | MATURITY                        | 0.00           | 50,000.00 | 50,000.00          | 0.00          | 263.01              |                               |
| SCHEDULE TOTALS |           |                               |          |          |            |          |                                 |                | 0.00      | 37,851,345.72      | 38,388,738.26 | (537,392.54)        | 276,663.89                    |
|                 |           |                               |          |          |            |          |                                 |                |           |                    | TOTAL PROFIT  | 67,642.05           |                               |
|                 |           |                               |          |          |            |          |                                 |                |           |                    | TOTAL LOSS    | 605,034.59          |                               |

## ANNUAL STATEMENT OF THE CITY OF MEDFORD RETIREMENT SYSTEM FOR THE YEAR ENDED DECEMBER 31, 2018

SCHEDULE 4A  
EQUITIES OWNED AT END OF YEAR

| <u>FUND</u>     | <u>CUSIP</u> | <u>SECURITY DESCRIPTION</u> | <u>SHARES</u> | <u>PRICE<br/>PER SHARE</u> | <u>MARKET VALUE<br/>AT END OF YEAR</u> | <u>CHANGE IN<br/>MARKET VALUE<br/>INCR/DECR</u> | <u>DIVIDENDS<br/>RECEIVED<br/>DURING YEAR</u> |
|-----------------|--------------|-----------------------------|---------------|----------------------------|--|---|---|
| 646220          | 21871N101    | CORECIVIC INC               | 120.000       | 17.83000                   | 2,139.60                               | (560.40)  | 253.08  |
| 646220          | 451055107    | ICONIX BRAND GROUP INC      | 372.000       | 0.08400                    | 31.25                                  | (448.63)  | 0.00  |
| SCHEDULE TOTALS |              |                             |               |                            | 2,170.85                               | (1,009.03)                                      | 253.08  |
|                 |              |                             |               |                            | TOTAL INCREASE                         | 0.00  |   |
|                 |              |                             |               |                            | TOTAL DECREASE                         | 1,009.03  |   |

ANNUAL STATEMENT OF THE CITY OF MEDFORD RETIREMENT SYSTEM FOR THE YEAR ENDED DECEMBER 31, 2018

SCHEDULE 4B  
EQUITIES PURCHASED DURING YEAR

| <u>FUND</u> | <u>CUSIP</u> | <u>SECURITY DESCRIPTION</u> | <u>SHARES</u> | TRADE<br><u>DATE</u> | <u>NAME OF BROKER</u> | <u>COMM</u> | COST<br>INCLUDING<br><u>COMMISSION</u> |
|-------------|--------------|-----------------------------|---------------|----------------------|-----------------------|-------------|--|
|-------------|--------------|-----------------------------|---------------|----------------------|-----------------------|-------------|--|

## ANNUAL STATEMENT OF THE CITY OF MEDFORD RETIREMENT SYSTEM FOR THE YEAR ENDED DECEMBER 31, 2018

SCHEDULE 4C  
EQUITIES SOLD DURING YEAR

| <u>FUND</u>     | <u>CUSIP</u> | <u>SECURITY DESCRIPTION</u>                               | <u>SHARES</u> | <u>TRADE DATE</u> | <u>NAME OF BROKER</u> | <u>COMM</u> | <u>PROCEEDS FROM SALE</u> | <u>BOOK VALUE</u> | <u>PROFIT/LOSS ON SALE</u> | <u>DIVIDENDS RECEIVED DURING YEAR</u> |
|-----------------|--------------|---|---------------|-------------------|-----------------------|-------------|---------------------------|-------------------|----------------------------|---------------------------------------|
| 646220          |              | SECURITIES LITIGATION INCOME - AIG INC                    |               |                   |                       | 0.00        | 0.00                      | 0.00              | 0.00                       | 646.26                                |
| 646220          |              | SECURITIES LITIGATION INCOME - ANADARKO PETROLEUM CORP    |               |                   |                       | 0.00        | 0.00                      | 0.00              | 0.00                       | 61.13                                 |
| 646220          |              | SECURITIES LITIGATION INCOME - APOLLO EDUCATION GROUP INC |               |                   |                       | 0.00        | 0.00                      | 0.00              | 0.00                       | 116.05                                |
| SCHEDULE TOTALS |              |   |               |                   |                       | 0.00        | 0.00                      | 0.00              | 0.00                       | 823.44                                |

## Schedule No. 5

## Annual Statement of the Medford Retirement System for the year Ended December 31, 2018

## Schedule of Pooled Funds

This schedule is to be used for the PRIT Fund and Pooled Funds (e.g., Venture Capital, Real Estate, Mutual Funds, Commingled Funds).

| PERAC<br>Ledger<br>Number | Description:                   | (A)   | (B)  | (C)                                     | (D)                  | (E)                  | (F)                    | (G)                    | (H)  | (I)  | (J)              | (K)                                    |
|---------------------------|--------------------------------|---|--|---|----------------------|----------------------|------------------------|------------------------|--|--|------------------|--|
|                           |                                | <u>Market Value at<br/>End of Previous<br/>Year</u> | <u>Total Purchases<br/>this Year at Cost</u> | <u>Reinvested<br/>Investment Income</u> | <u>Realized Gain</u> | <u>Realized Loss</u> | <u>Unrealized Gain</u> | <u>Unrealized Loss</u> | <u>Total Sales /<br/>Redemptions this<br/>Year - Amount<br/>Received</u> | <u>Cash Dividends<br/>Distributions to<br/>Systems this<br/>Year</u> | <u>Fees Paid</u> | <u>Market Value at<br/>End of Year</u> |
| 1173-0002                 | LAZARD ASSET MANAGEMENT        | 25,317,972.48                                       | 4,256.21                                     | 1,761,472.30                            | 0.00                 | 0.00                 | 2,558,457.04           | 6,565,336.20           | 1,500,000.00   | \$ 4,256.21  | 181,834.39       | 21,394,987.43                          |
| 1172-0003                 | LOOMIS                         | 4,805,956.38  | 2,000,000.00                                 | 829,763.01                              | 0.00                 | 0.00                 | 668,316.25             | 2,630,821.77           | 0.00   | 0.00   | 55,193.53        | 5,618,020.34                           |
| 1181-0004                 | LOOMIS SAYLES FULL DISCRETION  | 20,409,171.52                                       | 1,500,000.00                                 | 0.00                                    | 0.00                 | 0.00                 | 666,574.86             | 658,943.60             | 1,325,000.00   | 0.00   | 0.00             | 20,591,802.78                          |
| 1196-0001                 | MELLON EXP ALPHA I             | 0.00  | 0.00   | 0.00                                    | 0.00                 | 0.00                 | 0.00                   | 0.00                   | 0.00   | 0.00   | 0.00             | 0.00                                   |
| 1196-0000                 | PIMCO                          | 0.00  | 0.00   | 0.00                                    | 0.00                 | 0.00                 | 0.00                   | 0.00                   | 0.00   | 0.00   | 0.00             | 0.00                                   |
| 1196-0003                 | WILLIAM BLAIR                  | 15,178,145.74                                       | 7,741,134.41                                 | 0.00                                    | 0.00                 | 0.00                 | 1,799,931.48           | 2,483,409.74           | 0.00   | 741,134.41   | 142,108.34       | 22,093,693.55                          |
| 1194-0003                 | PRIM CORE REALESTATE           | 13,580,983.65                                       | 0.00   | 623,276.10                              | 259,188.41           | 68,742.28            | 674,072.90             | 732,496.94             | 0.00   | 0.00   | 69,790.66        | 14,266,491.18                          |
| 1197-0000                 | PRIM HEDGE FUND                | 10,134,886.77                                       | 0.00   | 121,051.59                              | 352,590.68           | 55,181.83            | 352,468.32             | 811,657.71             | 0.00   | 0.00   | 116,979.82       | 9,977,178.00                           |
| 1197-0002                 | STANDARD LIFE INVESTMENTS      | 15,303,389.63                                       | 0.00   | -629,394.16                             | 0.00                 | 0.00                 | 0.00                   | 0.00                   | 14,564,886.84  | 0.00   | 109,108.63       | 0.00                                   |
| 1193-0000                 | PRIM POOLED 2005               | 162,795.13  | 0.00   | 1,375.28                                | 40,587.54            | 22,559.64            | 26,489.03              | 41,072.94              | 57,367.50  | 0.00   | 669.33           | 109,577.57                             |
| 1193-0001                 | PRIM POOLED 2006               | 510,605.55  | 0.00   | 4,788.06                                | 97,643.34            | 0.00                 | 10,117.38              | 73,897.96              | 194,837.47   | 0.00   | 2,481.02         | 351,937.88                             |
| 1193-0002                 | PRIM POOLED 2007               | 905,715.93  | 0.00   | 8,481.41                                | 175,862.22           | 0.00                 | 66,745.62              | 148,307.71             | 308,188.18   | 0.00   | 4,754.56         | 695,554.73                             |
| 1193-0004                 | PRIM POOLED 2008               | 1,549,311.27  | 0.00   | 22,124.67                               | 225,002.25           | 0.00                 | 138,608.75             | 135,135.77             | 409,177.75   | 0.00   | 8,729.20         | 1,382,004.22                           |
| 1193-0005                 | PRIM POOLED 2009               | 751,269.96  | 0.00   | 19,321.24                               | 241,025.53           | 0.00                 | 76,351.69              | 154,964.57             | 319,886.23   | 0.00   | 10,999.62        | 602,118.00                             |
| 1193-0006                 | PRIM POOLED 2010               | 1,497,239.05  | 0.00   | 36,586.41                               | 205,003.59           | 0.00                 | 235,840.80             | 107,220.94             | 420,692.96   | 0.00   | 14,731.72        | 1,432,024.23                           |
| 1193-0008                 | PRIM POOLED 2011               | 1,645,731.62  | 16,657.47                                    | 27,222.62                               | 296,234.78           | 0.00                 | 317,898.76             | 215,973.08             | 400,914.62   | 0.00   | 18,632.48        | 1,668,225.07                           |
| 1193-0008                 | PRIM POOLED 2012               | 1,324,727.09  | 101,875.42                                   | 20,767.60                               | 178,871.48           | 0.50                 | 207,341.23             | 165,663.62             | 131,890.32   | 0.00   | 20,726.21        | 1,515,302.17                           |
| 1193-0009                 | PRIM POOLED 2013               | 1,094,542.90  | 163,541.55                                   | 36,103.28                               | 129,593.71           | 20.97                | 215,576.53             | 145,319.47             | 156,240.88   | 0.00   | 18,832.94        | 1,318,943.71                           |
| 1193-0010                 | PRIM POOLED 2014               | 1,215,370.60  | 151,949.82                                   | 40,107.45                               | 223,412.36           | 0.00                 | 368,130.01             | 162,153.65             | 216,950.08   | 0.00   | 28,543.16        | 1,591,323.35                           |
| 1193-0011                 | PRIM POOLED 2015               | 1,281,927.37  | 361,860.41                                   | 51,263.79                               | 93,369.49            | 0.00                 | 503,220.73             | 103,285.01             | 12,214.86  | 0.00   | 39,425.03        | 2,136,716.89                           |
| 1193-0012                 | PRIM POOLED 2016               | 351,793.32  | 526,374.34                                   | 28,950.23                               | 10,681.63            | 0.00                 | 91,107.73              | 30,384.59              | 5,089.08   | 0.00   | 28,791.59        | 944,641.99                             |
| 1193-0013                 | PRIM POOLED 2017               | 92,452.82   | 398,557.59                                   | 37,369.72                               | 21.22                | 0.00                 | 32,225.93              | 32,856.23              | 6,258.63   | 0.00   | 32,033.07        | 489,479.35                             |
| 1193-0014                 | PRIM POOLED 2018               | 0.00  | 284,941.70                                   | 4,293.57                                | 0.00                 | 0.00                 | 1,490.55               | 8,214.49               | 0.00   | 0.00   | 4,711.93         | 277,799.40                             |
| 1172-0000                 | RHUMBLINE 400                  | 7,250,206.28  | 500,000.00                                   | 115,116.39                              | 675,555.13           | 0.00                 | 853,981.68             | 2,366,299.43           | 1,125,000.00   | 0.00   | 1,200.72         | 5,902,359.33                           |
| 1172-0001                 | RHUMBLINE 500                  | 30,611,295.35                                       | 0.00   | 584,829.74                              | 1,831,761.58         | 0.00                 | 4,457,302.63           | 7,940,072.45           | 3,550,000.00   | 0.00   | 6,698.94         | 25,988,417.91                          |
| 1174-0001                 | CITY OF LONDON                 | 10,602,937.90                                       | 0.00   | 0.00                                    | 0.00                 | 0.00                 | 1,454,333.27           | 2,853,863.29           | 0.00   | 0.00   | 105,200.90       | 9,098,206.98                           |
| 1181-0001                 | WELLINGTON CIF II CORE BND PLU | 0.00  | 0.00   | 0.00                                    | 0.00                 | 0.00                 | 0.00                   | 0.00                   | 0.00   | 0.00   | 0.00             | 0.00                                   |
| 1181-0002                 | WELLINGTON CIF OPP INVEST ALL  | 0.00  | 0.00   | 0.00                                    | 0.00                 | 0.00                 | 0.00                   | 0.00                   | 0.00   | 0.00   | 0.00             | 0.00                                   |
| 1173-0001                 | WESTERN ASSET EMERGING MARI    | 7,203,691.38  | 0.00   | 0.00                                    | 0.00                 | 0.00                 | 1,376,558.52           | 2,096,149.72           | 0.00   | 0.00   | 0.00             | 6,484,100.18                           |
|                           |                                | \$ 172,782,119.67                                   | \$ 13,751,148.92                             | \$ 3,744,870.30                         | \$ 5,036,404.94      | \$ 146,505.22        | \$ 17,153,141.69       | \$ 30,663,500.88       | \$ 24,704,595.40   | \$ 745,390.62  | \$ 1,022,177.79  | \$ 155,930,906.24                      |

Schedule No. 6

Annual Statement of the Medford Retirement System for the Year Ended December 31, 2018

Summary of Investments Owned

|                                  | <u>Current Market Value</u> | <u>Interest Due and Accrued as of Dec. 31, 2018</u> | <u>Paid Accrued Interest on Purchases in Current Year</u> | <u>Commissions Paid During Current Year</u> | <u>Unrealized Gains</u> | <u>Unrealized Losses</u> | <u>Realized Gains</u> | <u>Realized Losses</u> | <u>Investment Income Received During Year</u> |
|----------------------------------|-----------------------------|---|---|---|-------------------------|--------------------------|-----------------------|------------------------|---|
| 1. 1040 Cash                     | 7,484,870.53                | 12,365.04   | 0.00  | 0.00  | 0.00                    | 0.00                     | 0.00                  | 0.00                   | 55,566.45                                     |
| 2. 1100 Short Term               | 0.00                        | 0.00  | 0.00  | 0.00  | 0.00                    | 0.00                     | 0.00                  | 0.00                   | 0.00  |
| 3. 1180 Fixed                    | 20,551,116.49               | 86,532.97   | 140,093.81  | 0.00  | 150,456.27              | 129,177.44               | 67,642.05             | 605,034.59             | 639,802.92                                    |
| 4. 1170 Equities                 | 2,170.85                    | 0.00  | 0.00  | 0.00  | 0.00                    | 1,009.03                 | 0.00                  | 0.00                   | 1,076.52                                      |
| 5a. 1101 Pooled Short Term Funds | 0.00                        | 0.00  | 0.00  | 0.00  | 0.00                    | 0.00                     | 799.14                | 0.00                   | 234.34  |
| 5b. 1172 Pooled Equity           | 37,508,797.58               | 0.00  | 0.00  | 0.00  | 5,979,600.56            | 12,937,193.65            | 2,507,316.71          | 0.00                   | 1,529,709.14                                  |
| 5c. 1173 Pooled Int'l Equity     | 27,879,087.61               | 0.00  | 0.00  | 0.00  | 3,935,015.56            | 8,661,485.92             | 0.00                  | 0.00                   | 1,765,728.51                                  |
| 5d. 1174 Pooled Global           | 9,098,206.98                | 0.00  | 0.00  | 0.00  | 1,454,333.27            | 2,853,863.29             | 0.00                  | 0.00                   | 0.00  |
| 5e. 1181 Pooled Dom.Fix          | 20,591,802.78               | 0.00  | 0.00  | 0.00  | 666,574.86              | 658,943.60               | 0.00                  | 0.00                   | 0.00  |
| 5f. 1182 Pooled Int'l Fix        | 0.00                        | 0.00  | 0.00  | 0.00  | 0.00                    | 0.00                     | 0.00                  | 0.00                   | 0.00  |
| 5g. 1183 Pooled Global Fix       | 0.00                        | 0.00  | 0.00  | 0.00  | 0.00                    | 0.00                     | 0.00                  | 0.00                   | 0.00  |
| 5h. 1193 Pooled Alt              | 14,515,648.56               | 0.00  | 0.00  | 0.00  | 2,291,144.74            | 1,524,450.03             | 1,917,309.14          | 22,581.11              | 338,755.33                                    |
| 5i. 1194 Pooled Real Est.        | 14,266,491.18               | 0.00  | 0.00  | 0.00  | 674,072.90              | 732,496.94               | 259,188.41            | 68,742.28              | 623,276.10                                    |
| 5J. 1195 Pooled Dom              | 0.00                        | 0.00  | 0.00  | 0.00  | 0.00                    | 0.00                     | 0.00                  | 0.00                   | 0.00  |
| 5k. 1196 Pooled Int'l            | 22,093,693.55               | 0.00  | 0.00  | 0.00  | 1,799,931.48            | 2,483,409.74             | 0.00                  | 0.00                   | 741,134.41                                    |
| 5l. 1197 Hedge Funds             | 9,977,178.00                | 0.00  | 0.00  | 0.00  | 352,468.32              | 811,657.71               | 352,590.68            | 55,181.83              | -508,342.57                                   |
| 5m. 1198 PRIT Cash Fund          | 0.00                        | 0.00  | 0.00  | 0.00  | 0.00                    | 0.00                     | 0.00                  | 0.00                   | 0.00  |
| 5n. 1199 PRIT Core Fund          | 0.00                        | 0.00  | 0.00  | 0.00  | 0.00                    | 0.00                     | 0.00                  | 0.00                   | 0.00  |
| <b>TOTAL</b>                     | <b>183,969,064.11</b>       | <b>98,898.01</b>                                    | <b>140,093.81</b>   | <b>0.00</b>                                 | <b>17,303,597.96</b>    | <b>30,793,687.35</b>     | <b>5,104,846.13</b>   | <b>751,539.81</b>      | <b>5,186,941.15</b>                           |

Schedule No. 7

Annual Statement of the Medford Retirement System for the Year Ended December 31, 2018  
Summary of Investment Related Fees

| Manager/Vendor-All Managers/Vendord must be listed | Q 1 2018          | Q 2 2018          | Q 3 2018          | Q 4 2018          | Accrued                        | Total Paid or       | Market Value as       | *Payment |
|--|-------------------|-------------------|-------------------|-------------------|--------------------------------|---------------------|-----------------------|----------|
|  |                   |                   |                   |                   | Payable at<br>Year End<br>2018 |                     |                       |          |
| 5304 Manager Fees                                  |                   |                   |                   |                   |                                |                     |                       |          |
| 1. Rhumblin 400                                    | 2,728.37          | 2,587.85          | 996.01            | 345.49            | 634.00                         | 7,291.72            | 5,902,359.33          | C&W      |
| 2. Rhumblin 500                                    | 5,055.93          | 5,101.13          | 5,247.64          | 1,780.24          | 2,797.00                       | 19,981.94           | 25,988,417.91         | C&W      |
| 3. Loomis  | 11,527.29         | 11,566.22         | 16,987.87         | 15,112.15         | 0.00                           | 55,193.53           | 5,618,020.34          | N        |
| 4. Loomis Sayles Full Discretion Fund              | 27,037.48         | 26,718.10         | 27,695.49         | 0.00              | 27,810.87                      | 109,261.94          | 20,591,802.78         | C        |
| 5. PRIM ALT 2005                                   | 195.96            | 190.61            | 128.72            | 154.04            | 0.00                           | 669.33              | 109,577.57            | W        |
| 6. PRIM ALT 2006                                   | 584.71            | 830.07            | 506.27            | 559.97            | 0.00                           | 2,481.02            | 351,937.88            | W        |
| 7. PRIM ALT 2007                                   | 1,758.80          | 1,524.56          | 451.24            | 1,019.96          | 0.00                           | 4,754.56            | 695,554.73            | W        |
| 8. PRIM ALT 2008                                   | 2,370.73          | 2,424.12          | 1,761.31          | 2,173.04          | 0.00                           | 8,729.20            | 1,382,004.22          | W        |
| 9. PRIM ALT 2009                                   | 2,848.38          | 2,750.62          | 2,793.04          | 2,607.58          | 0.00                           | 10,999.62           | 602,118.00            | W        |
| 10. PRIM ALT 2010                                  | 4,870.09          | 3,662.85          | 3,380.37          | 2,818.41          | 0.00                           | 14,731.72           | 1,432,024.23          | W        |
| 11. PRIM ALT 2011                                  | 4,968.42          | 5,177.97          | 4,999.07          | 3,487.02          | 0.00                           | 18,632.48           | 1,668,225.07          | W        |
| 12. PRIM ALT 2012                                  | 5,731.75          | 5,296.91          | 4,639.64          | 5,057.91          | 0.00                           | 20,726.21           | 1,515,302.17          | W        |
| 13. PRIM ALT 2013                                  | 4,113.68          | 4,719.17          | 4,918.24          | 5,081.85          | 0.00                           | 18,832.94           | 1,318,943.71          | W        |
| 14. PRIM ALT 2014                                  | 8,930.87          | 6,978.50          | 6,508.15          | 6,125.64          | 0.00                           | 28,543.16           | 1,591,323.35          | W        |
| 15. PRIM ALT 2015                                  | 8,940.11          | 10,706.32         | 9,285.78          | 10,492.82         | 0.00                           | 39,425.03           | 2,136,716.89          | W        |
| 16. PRIM ALT 2016                                  | 6,987.55          | 7,445.06          | 7,263.95          | 7,095.03          | 0.00                           | 28,791.59           | 944,641.99            | N        |
| 17. PRIM ALT 2017                                  | 3,369.75          | 8,687.15          | 9,304.31          | 10,671.86         | 0.00                           | 32,033.07           | 489,479.35            | W        |
| 18. PRIM ALT 2018                                  | 0.00              | 48.65             | 1,664.96          | 2,998.32          | 0.00                           | 4,711.93            | 277,799.40            | W        |
| 19. PRIM Core Real Estate                          | 16,936.81         | 16,567.10         | 17,998.99         | 18,287.76         | 0.00                           | 69,790.66           | 14,266,491.18         | W        |
| 20. Standard Life                                  | 37,628.90         | 36,885.03         | 23,686.36         | 10,908.34         | 0.00                           | 109,108.63          | 0.00                  | W        |
| 21. PRIM Hedge Fund                                | 29,613.07         | 29,538.12         | 28,483.14         | 29,345.49         | 0.00                           | 116,979.82          | 9,977,178.00          | W        |
| 22. Columbia Management                            | 2,321.21          | 0.00              | 0.00              | 0.00              | 0.00                           | 2,321.21            | 0.00                  | C        |
| 23. Western Asset                                  | 7,203.69          | 7,496.58          | 6,552.56          | 6,409.42          | 0.00                           | 27,662.25           | 6,484,100.18          | C        |
| 24. Lazard Asset Management                        | 48,341.84         | 46,010.18         | 45,338.38         | 42,143.99         | 0.00                           | 181,834.39          | 21,394,987.43         | N        |
| 25. City of London                                 | 30,173.00         | 27,982.90         | 24,500.42         | 22,544.58         | 0.00                           | 105,200.90          | 9,098,206.98          | N        |
| 26. William Blair                                  | 34,357.05         | 35,775.29         | 34,163.00         | 37,813.00         | 0.00                           | 142,108.34          | 22,093,693.55         | N        |
| 27. Garcia Hamilton                                | 5,293.95          | 10,898.99         | 12,770.29         | 0.00              | 12,920.76                      | 41,883.99           | 20,551,116.49         | C        |
| <b>5304 Management Fees TOTAL</b>                  | <b>313,889.39</b> | <b>317,570.05</b> | <b>302,025.20</b> | <b>245,033.91</b> | <b>44,162.63</b>               | <b>1,222,681.18</b> | <b>176,482,022.73</b> |          |
| 5305 Custodial Fees                                |                   |                   |                   |                   |                                |                     |                       |          |
| People's United Bank                               | 12,970.75         | \$ 9,831.43       | 10,074.15         | 3,219.86          | \$ 6,441.50                    | \$ 42,537.69        |                       | C        |
| <b>5305 Custodial Fees TOTAL</b>                   | <b>12,970.75</b>  | <b>9,831.43</b>   | <b>10,074.15</b>  | <b>3,219.86</b>   | <b>6,441.50</b>                | <b>42,537.69</b>    |                       |          |
| 5307 Investment Consultant Fees                    |                   |                   |                   |                   |                                |                     |                       |          |
| NEPC, LLC  | 17,749.33         | 17,749.33         | 17,749.33         | 17,749.33         |                                | 70,997.32           |                       | C        |
| <b>5307 Investment Consultant Fees TOTAL</b>       | <b>17,749.33</b>  | <b>17,749.33</b>  | <b>17,749.33</b>  | <b>17,749.33</b>  | <b>0.00</b>                    | <b>70,997.32</b>    |                       |          |
|  |                   |                   |                   |                   |                                | <u>1,336,216.19</u> |                       |          |

\* N=Net / C=Check / W=Wire